



TRENDNET



Quick Installation Guide



TU-PS2

Table of Contents

English	1
1. Before You Start	1
2. Hardware Installation	2
Troubleshooting	3

1. Before You Start




Package Contents

- TU-PS2
- Quick Installation Guide

System Requirements

- Pentium 233Mhz or faster processor with at least 64MB RAM
- Available USB slot
- Windows (XP/2000/ME/98SE), Linux, Unix, Netware 4.11 and Mac OS 8.6 or later

Application



2. Install Hardware

Note: The adapter connectors are color coded for your convenience (green for PS/2 Mouse and purple for PS/2 Keyboard).

1. Turn on your computer and wait until startup completes.



2. Connect the Adapter to an available USB port of your computer.



3. Connect PS/2 mouse and PS/2 keyboard to the TU-PS2 adapter.



4. Windows and Mac OS will automatically detect and install a standard generic USB driver for the TU-PS2.

Your installation is now complete.

Q1: Where is the driver diskette or CD-ROM for the TU-PS2?

A1: The TU-PS2 does not require unique drivers; it uses generic USB drivers provided by your operating system.








Q2: Can I connect or disconnect the USB cables while the computer is on?

A2: Yes, you can connect or disconnect the USB cable while the computer is on, because the USB and interface is Plug-and-Play and hot-pluggable.

Q3: My computer has a USB interface but the USB port doesn't seem to work. What should I do?

A3: Check that the USB option is enabled for your computer's BIOS. Also check the device manager and verify that no exclamation points are visible. For more information regarding BIOS settings, please refer to your computer's User Manual. To access the device manager, right-click My Computer, click Properties, click Hardware tab, and then click Device Manager.

Q4: What is the conversion between PS/2 keyboard & Sun Microsystems keyboard?

Sun Microsystems Keyboard	Windows PS2 Keyboard	Sun Microsystems Keyboard	Windows PS2 Keyboard
Stop	L_Win & L_Alt	Copy	L_Win & F6
Props	L_Win & L_Ctrl	Paste	L_Win & F7
Compose	L_Win & L_Shift	Cut	L_Win & F8
Front	L_Win & F1	Help	L_Win & F11
Open	L_Win & F2	Power 	L_Win & F12
Find	L_Win & F3	Mute  	L_Win & "1"
Again	L_Win & F4	V_DN  	L_Win & "2"
Undo	L_Win & F5	V_UP  	L_Win & "3"

Certifications

This equipment has been tested and found to comply with FCC and CE Rules.

Operation is subject to the following two conditions:

- (1) This device may not cause harmful interference.
- (2) This device must accept any interference received. Including interference that may cause undesired operation.



Waste electrical and electronic products must not be disposed of with household waste. Please recycle where facilities exist. Check with you Local Authority or Retailer for recycling advice.



NOTE: THE MANUFACTURER IS NOT RESPONSIBLE FOR ANY RADIO OR TV INTERFERENCE CAUSED BY UNAUTHORIZED MODIFICATIONS TO THIS EQUIPMENT. SUCH MODIFICATIONS COULD VOID THE USER'S AUTHORITY TO OPERATE THE EQUIPMENT.

Limited Warranty

TRENDnet warrants its products against defects in material and workmanship, under normal use and service, for the following lengths of time from the date of purchase.

TU-PS2 - 2 Year Warranty

If a product does not operate as warranted above during the applicable warranty period, TRENDnet shall, at its option and expense, repair the defective product or part, deliver to customer an equivalent product or part to replace the defective item, or refund to customer the purchase price paid for the defective product. All products that are replaced will become the property of TRENDnet. Replacement products may be new or reconditioned.

TRENDnet shall not be responsible for any software, firmware, information, or memory data of customer contained in, stored on, or integrated with any products returned to TRENDnet pursuant to any warranty.

There are no user serviceable parts inside the product. Do not remove or attempt to service the product by any unauthorized service center. This warranty is voided if (i) the product has been modified or repaired by any unauthorized service center, (ii) the product was subject to accident, abuse, or improper use (iii) the product was subject to conditions more severe than those specified in the manual.

Warranty service may be obtained by contacting TRENDnet office within the applicable warranty period for a Return Material Authorization (RMA) number, accompanied by a copy of the dated proof of the purchase. Products returned to TRENDnet must be pre-authorized by TRENDnet with RMA number marked on the outside of the package, and sent prepaid, insured and packaged appropriately for safe shipment.

WARRANTIES EXCLUSIVE: IF THE TRENDnet PRODUCT DOES NOT OPERATE AS WARRANTED ABOVE, THE CUSTOMER'S SOLE REMEDY SHALL BE, AT TRENDnet'S OPTION, REPAIR OR REPLACEMENT. THE FOREGOING WARRANTIES AND REMEDIES ARE EXCLUSIVE AND ARE IN LIEU OF ALL OTHER WARRANTIES, EXPRESSED OR IMPLIED, EITHER IN FACT OR BY OPERATION OF LAW, STATUTORY OR OTHERWISE, INCLUDING WARRANTIES OF MERCHANTABILITY AND FITNESS FOR A PARTICULAR PURPOSE. TRENDnet NEITHER ASSUMES NOR AUTHORIZES ANY OTHER PERSON TO ASSUME FOR IT ANY OTHER LIABILITY IN CONNECTION WITH THE SALE, INSTALLATION MAINTENANCE OR USE OF TRENDnet'S PRODUCTS.

TRENDnet SHALL NOT BE LIABLE UNDER THIS WARRANTY IF ITS TESTING AND EXAMINATION DISCLOSE THAT THE ALLEGED DEFECT IN THE PRODUCT DOES NOT EXIST OR WAS CAUSED BY CUSTOMER'S OR ANY THIRD PERSON'S MISUSE, NEGLIGENCE, IMPROPER INSTALLATION OR TESTING, UNAUTHORIZED ATTEMPTS TO REPAIR OR MODIFY, OR ANY OTHER CAUSE BEYOND THE RANGE OF THE INTENDED USE, OR BY ACCIDENT, FIRE, LIGHTNING, OR OTHER HAZARD.

LIMITATION OF LIABILITY: TO THE FULL EXTENT ALLOWED BY LAW TRENDnet ALSO EXCLUDES FOR ITSELF AND ITS SUPPLIERS ANY LIABILITY, WHETHER BASED IN CONTRACT OR TORT (INCLUDING NEGLIGENCE), FOR INCIDENTAL, CONSEQUENTIAL, INDIRECT, SPECIAL, OR PUNITIVE DAMAGES OF ANY KIND, OR FOR LOSS OF REVENUE OR PROFITS, LOSS OF BUSINESS, LOSS OF INFORMATION OR DATA, OR OTHER FINANCIAL LOSS ARISING OUT OF OR IN CONNECTION WITH THE SALE, INSTALLATION, MAINTENANCE, USE, PERFORMANCE, FAILURE, OR INTERRUPTION OF THE POSSIBILITY OF SUCH DAMAGES, AND LIMITS ITS LIABILITY TO REPAIR, REPLACEMENT, OR REFUND OF THE PURCHASE PRICE PAID, AT TRENDnet'S OPTION. THIS DISCLAIMER OF LIABILITY FOR DAMAGES WILL NOT BE AFFECTED IF ANY REMEDY PROVIDED HEREIN SHALL FAIL OF ITS ESSENTIAL PURPOSE.

Governing Law: This Limited Warranty shall be governed by the laws of the state of California.

AC/DC Power Adapter, Cooling Fan, and Power Supply carry 1 Year Warranty



TRENDnet

TRENDnet Technical Support

US/Canada Support Center

Contact

Telephone: 1(888) 777-1550

Fax: 1(310) 626-6267

Email: support@trendnet.com

Tech Support Hours

7:30am - 6:00pm
Pacific Standard Time
Monday - Friday

European Support Center

Contact

Telephone:

Deutsch : +49 (0) 6331 / 268-460

Français : +49 (0) 6331 / 268-461

0800-907-161 (numéro vert)

Español : +49 (0) 6331 / 268-462

English : +49 (0) 6331 / 268-463

Italiano : +49 (0) 6331 / 268-464

Dutch : +49 (0) 6331 / 268-465

Fax: +49 (0) 6331 / 268-466

Tech Support Hours

8:00am - 6:00pm
Middle European Time
Monday - Friday

Product Warranty Registration

Please take a moment to register your product online.

Go to TRENDnet's website at <http://www.trendnet.com>

TRENDnet

3135 Kashiwa Street
Torrance, CA 90505
USA