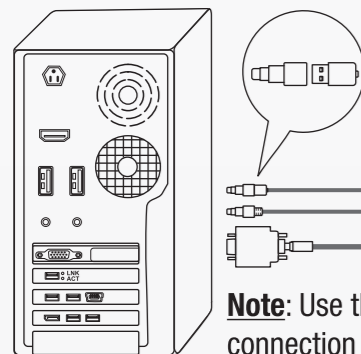
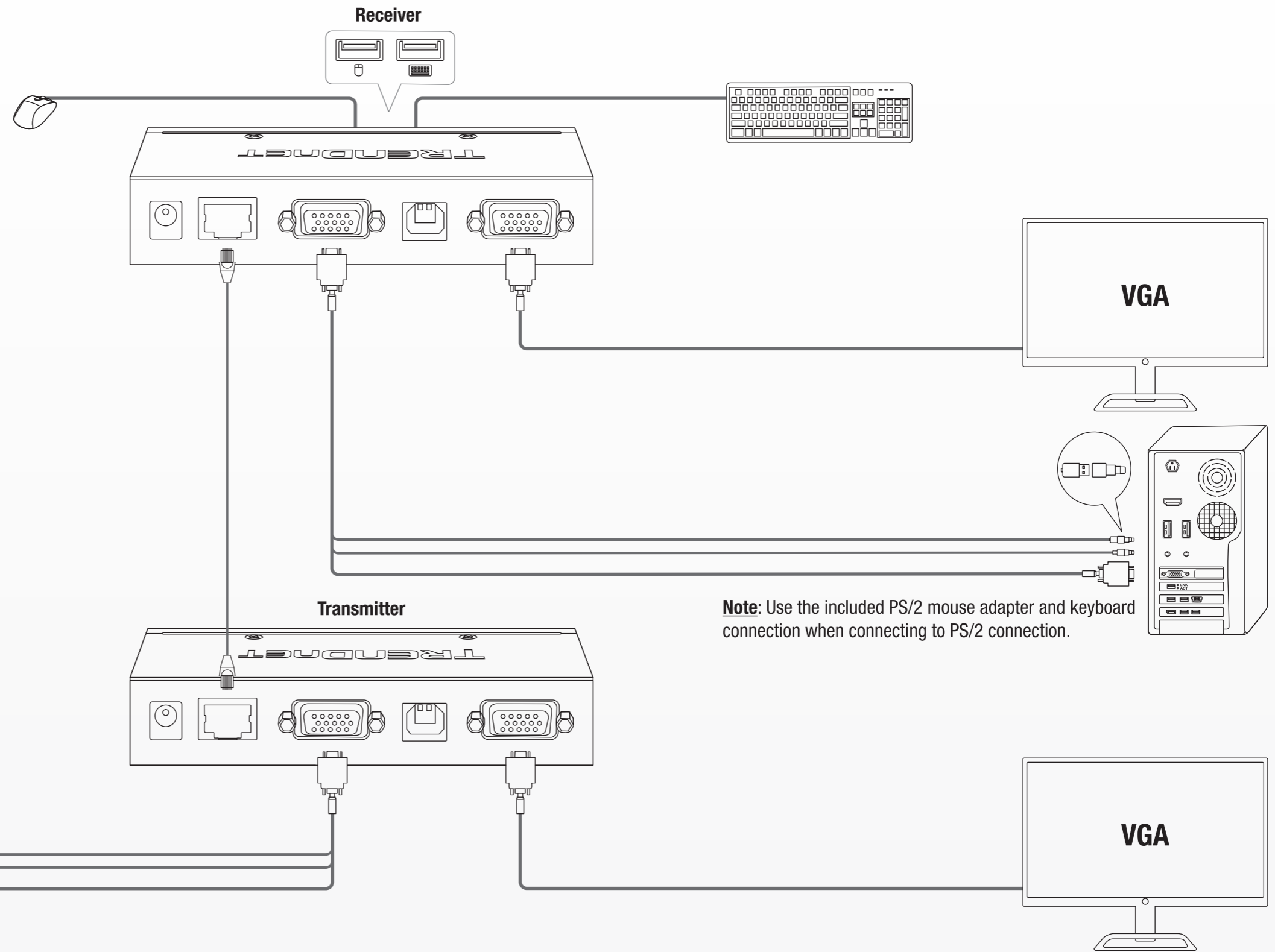




Quick Installation Guide

KVM Extension Kit TK-EX4



Note: Use the included PS/2 mouse adapter and keyboard connection when connecting to PS/2 connection.

QUICK REFERENCE SHEET For TK-EX4 (Transmitter / Remote)

Command	Hotkeys	Front-Panel Button	Description
Receiver Access Permission	ScrLk + ScrLk + M + (z) (z) = 1: Full access (keyboard, mouse and video) to receiver (z) = 2: Access Denied (No keyboard or mouse control, blank screen) (z) = 3: View only (only video, No Keyboard or mouse control)	Receiver Mode: Video: Receiver can view only (no keyboard or mouse) Control: Receiver has full access (keyboard, mouse and video)	Various levels of access given to the receiver to the remote (transmitter) computer

QUICK REFERENCE SHEET For TK-EX4 (Receiver / Local)

Command	Hotkeys	Front-Panel Button	On-Screen Display (OSD)	Description
Select Local / Remote	ScrLk + ScrLk + ← ScrLk + ScrLk + →	Press the select button	—	Toggle between local and remote computer on the receiver
Show OSD Menu	ScrLk + ScrLk + Space Bar	—	—	Activates the OSD
System Information	—	—	F1	Displays firmware version of the receiver and transmitter, CPU module date and access mode information
Video Setting	—	—	Video Setting	Use left and right arrows to configure the brightness and sharpness [range: 0-63; default: 0]
View Monitor Information	—	—	EDID Setting	Shows the model of the monitors connected to the transmitter and receiver. Select "Read monitor" to refresh monitor information
Password Setting	—	—	Password Setting	Enable/disable password protection [default: disable; password length <= 8 characters] Note: You must press F10 to logout if the password protection is enabled
Auto Logout	—	—	Auto Logout	Enable/disable and configure auto logout time [range: 0~10 minutes; default: 0]
Manual Logout	—	—	F10	Manually logout from the OSD
Define Hot Key	ScrLk + ScrLk + H + (Y) (Y) = Scroll Lock, Caps Lock, F12 or Num Lock	—	Hotkey	Define the hot key sequence among 4 alternative keys
OSD Menu Timeout	—	—	OSD Timeout	Specify the timeout for OSD menu [range: 0, 20, 25, 30, 35, 40, 45, 50, 55, 60]; default: 0 seconds; 0 = disable]
Console Delay	—	—	Console Delay	Delay time between when the transmitter and receiver have keyboard/mouse control of the computer connected to the transmitter [range: 0, 3, 5, 10, 20, 30 seconds; default: 0 seconds]

Declaration of Conformity

TRENDNET®

Manufacturer's Name and Address

TRENDnet, Inc.
20675 Manhattan Place
Torrance, CA 90501 USA

Zwolsestraat 156 2587 WB
The Hague The Netherlands



Product Information:

Model Number: TK-EX4

Product Name: KVM Extension Kit

Trade Name: TRENDnet

TRENDnet hereby declares that the product is in compliance with the essential requirements and other relevant provisions under our sole responsibility.

EMC EN 55022: 2010
EN 61000-3-2: 2006 + A1: 2009 + A2: 2009
EN 61000-3-3:2008
EN 55024: 2010
EN 61000-4-2: 2009
EN 61000-4-3: 2006 + A1: 2008 + A2: 2010
EN 61000-4-4:2004 + A1: 2010
EN 61000-4-5: 2006
EN 61000-4-6: 2009
EN 61000-4-8:2010
EN 61000-4-11:2004

This product is herewith confirmed to comply with the Directives.

Directives: EMC Directive 2014/30/EU
RoHS Directive 2011/65/EU
RoHS 3 Directive 2015/863/EU
REACH Regulation (EC) NO. 1907/2006
WEEE Directive 2012/19/EU

Person responsible for this declaration.

Place of Issue: Torrance, California, USA

Date: June 14, 2021

Name: Sonny Su

Title: VP of Technology

Signature: _____



Déclaration de conformité

TRENDNET®

Nom et adresse du fabricant

TRENDnet, Inc.
20675 Manhattan Place
Torrance, CA 90501 USA

Zwolsestraat 156 2587 WB
The Hague The Netherlands



Détails du produit

Modèle: TK-EX4

Nom du produit: Kit d'extension KVM

Nom Commercial: TRENDnet

TRENDnet déclare par la présente que le produit est conforme aux exigences essentielles et aux autres dispositions pertinentes de la Directive en vertu de notre seule responsabilité.

CEM EN 55022: 2010
EN 61000-3-2: 2006 + A1: 2009 + A2: 2009
EN 61000-3-3:2008
EN 55024: 2010
EN 61000-4-2: 2009
EN 61000-4-3: 2006 + A1: 2008 + A2: 2010
EN 61000-4-4:2004 + A1: 2010
EN 61000-4-5: 2006
EN 61000-4-6: 2009
EN 61000-4-8:2010
EN 61000-4-11:2004

Ce produit est conforme à la directives suivante.

Directives: Directive CEM 2014/30/UE
Directive RoHS 2011/65/UE
Directive 2015/863/UE (RoHS 3)
REACH Règlement (CE) N° 1907/2006
Directive WEEE 2012/19/UE

Personne responsable de cette déclaration.

Lieu de délivrance: Torrance, California, USA

Date: Juin 14, 2021

Nom: Sonny Su

Position: Vice-président de Technologie

Signature: _____



Declaration of Conformity

TRENDNET®

Manufacturer's Name and Address

TRENDnet, Inc.
20675 Manhattan Place
Torrance, CA 90501 USA

Authorized Representative:
Office: +44 (0) 1635 887 399
Unit 4 Rivermead Business Park,
Pipers Way, Thatcham, RG19 4EP England



Product Information:

Model Number: TK-EX4

Product Name: KVM Extension Kit

Trade Name: TRENDnet

TRENDnet hereby declares that the product is in compliance with the essential requirements and other relevant provisions under our sole responsibility.

EMC EN 55022: 2010
EN 61000-3-2: 2006 + A1: 2009 + A2: 2009
EN 61000-3-3:2008
EN 55024: 2010
EN 61000-4-2: 2009
EN 61000-4-3: 2006 + A1: 2008 + A2: 2010
EN 61000-4-4:2004 + A1: 2010
EN 61000-4-5: 2006
EN 61000-4-6: 2009
EN 61000-4-8:2010
EN 61000-4-11:2004

This product is herewith confirmed to comply with the Directives.

Directives: Electromagnetic Compatibility Regulations 2016
The Restriction of the Use of Certain Hazardous Substances in
Electrical and Electronic Equipment Regulations 2012
The REACH Enforcement Regulations 2008 (as amended)
The Waste Electrical and Electronic Equipment Regulations 2013 (as amended)

Person responsible for this declaration.

Place of Issue: Torrance, California, USA

Date: June 14, 2021

Name: Sonny Su

Title: VP of Technology

Signature: _____



Limited Warranty

TRENDnet warrants its products against defects in material and workmanship, under normal use and service. Specific warranty periods are listed on each of the respective product pages on the TRENDnet website.

Garantie Limitée

TRENDnet garantit ses produits contre les problèmes de matériel ou de fabrication, dans des conditions normales d'utilisation et de service. Les périodes de garanties précises sont mentionnées sur chacun des pages produits du site web de TRENDnet.

Eingeschränkte Garantie

TRENDnet gewährt eine Garantie für seine Produkte im Falle von Material- und Bearbeitungsdefekten, bei normaler Verwendung und Wartung. Spezielle Garantiezeiträume werden auf jeder Produktseite auf der Website von TRENDnet genannt.

Garantía limitada

TRENDnet garantiza que sus productos carecen de defectos en el material y la fabricación, en condiciones de uso y funcionamiento normales. Los periodos específicos de garantía figuran en cada una de las páginas de producto del sitio web de TRENDnet.

Ограниченная гарантия

Компания TRENDnet предоставляет гарантию на свои изделия от дефектов материалов и сборки при нормальном использовании и обслуживании. Конкретные гарантийные сроки указаны на странице каждого продукта на сайте компании TRENDnet.

Garantia Limitada

A TRENDnet garante seus produtos contra defeitos de material e mão de obra sob condições normais de uso e serviço. Os períodos de garantia específicos estão listados em cada uma das páginas dos respectivos produtos no site da TRENDnet.

Piiratud garantii

TRENDneti garantii hõlmab materjali- ja koostamisdefekte, mis ilmnevad toote tavapärase kasutamisel. Garantiiaja täpne pikkus konkreetselt toote puhul on leitav TRENDneti kodulehelt vastava toote infolehel.

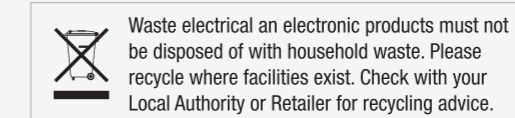
Garanzia limitata

TRENDnet garantisce i propri prodotti da difetti di materiali e manodopera, in condizioni di normale uso ed esercizio. I periodi di garanzia specifici sono elencati sulle rispettive pagine di prodotto sul sito TRENDnet.

Certifications

This device complies with Part 15 of the FCC Rules. Operation is subject to the following two conditions:

- (1) This device may not cause harmful interference.
- (2) This device must accept any interference received, including interference that may cause undesired operation.



Technical Support

If you have any questions regarding the product installation, please contact our Technical Support.
Toll free US/Canada: **1-866-845-3673**
Regional phone numbers available at www.trendnet.com/support

TRENDnet
20675 Manhattan Place
Torrance, CA 90501
USA

Applies to PoE Products Only: This product is to be connected only to PoE networks without routing to the outside plant.

Note

The Manufacturer is not responsible for any radio or TV interference caused by unauthorized modifications to this equipment. Such modifications could void the user's authority to operate the equipment.

Advertencia

En todos nuestros equipos se mencionan claramente las características del adaptador de alimentación necesario para su funcionamiento. El uso de un adaptador distinto al mencionado puede producir daños físicos y/o daños al equipo conectado. El adaptador de alimentación debe operar con voltaje y frecuencia de la energía eléctrica domiciliar existente en el país o zona de instalación.

Product Warranty Registration

Please take a moment to register your product online. Go to TRENDnet's website at: www.trendnet.com/register