

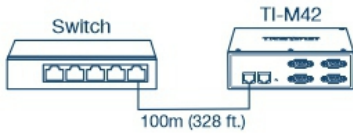


## 4-Port Industrial Modbus Gateway

TI-M42 (v1.0R)

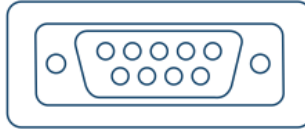
- Connects RS-232/RS-422/RS-485 serial devices to a network
- Supports up to 32 RS-422/RS-485 TCP serial devices per port, up to 128 slave devices per unit
- Support DHCP, automatically obtain an IP address and query IP address through serial setting protocol
- Configure via web management or telnet
- Auto-MDI/MDIX, RJ45 port with 10/100Mbps
- Serial port baud rate from 50bps to 921.6Kbps
- IP30 rated metal housing

TRENDnet's Industrial Modbus Gateway, model TI-M42, provides four port serial connections, and two fast Ethernet ports at distances up to 100m (328 ft.) using Cat5e cabling . This industrial gateway allows users to connect four modbus serial devices to a network.



### Network

Two fast Ethernet ports at distances up to 100m (328 ft.) using Cat5e cabling.



### Serial Connector

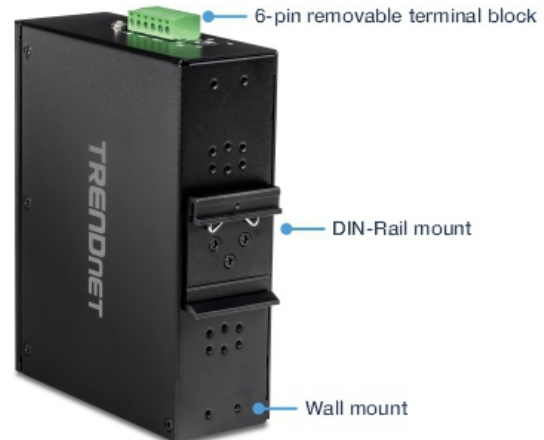

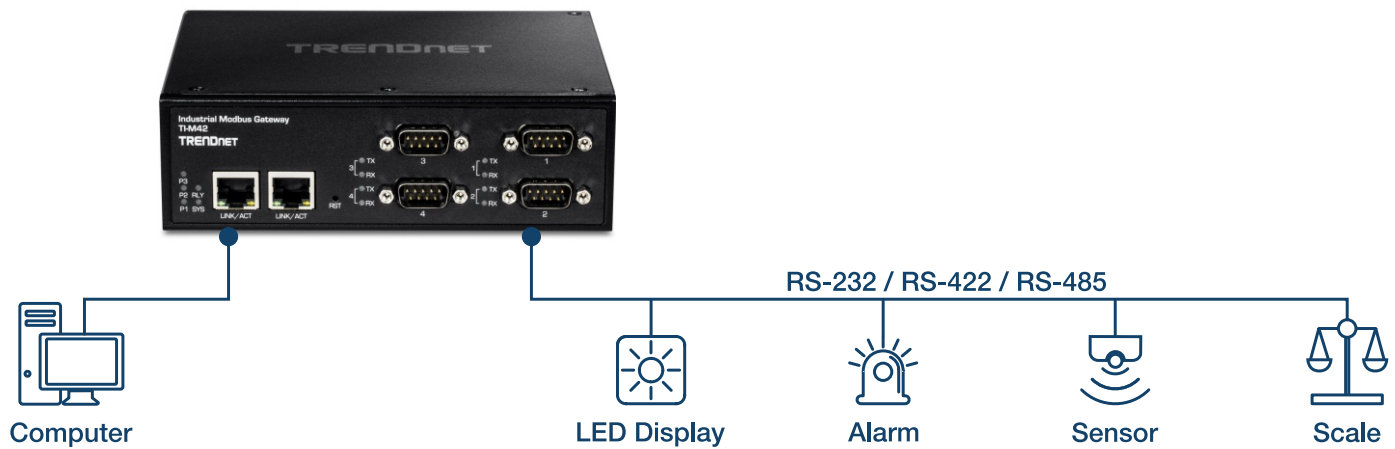
Connect up to four RS-232/RS-422/RS-485 serial devices to the network.



### Industrial Design

Designed with a rugged IP30 rated housing, resistance to a high degree of vibration and shock, protection against ESD/EMI/surge, and operates within a wide operation temperature range -40° - 75° C (-40° - 167° F).

## NETWORKING SOLUTION



## FEATURES



### Network

Two fast Ethernet ports at distances up to 100m (328 ft.) using Cat5e cabling



### Serial Connector

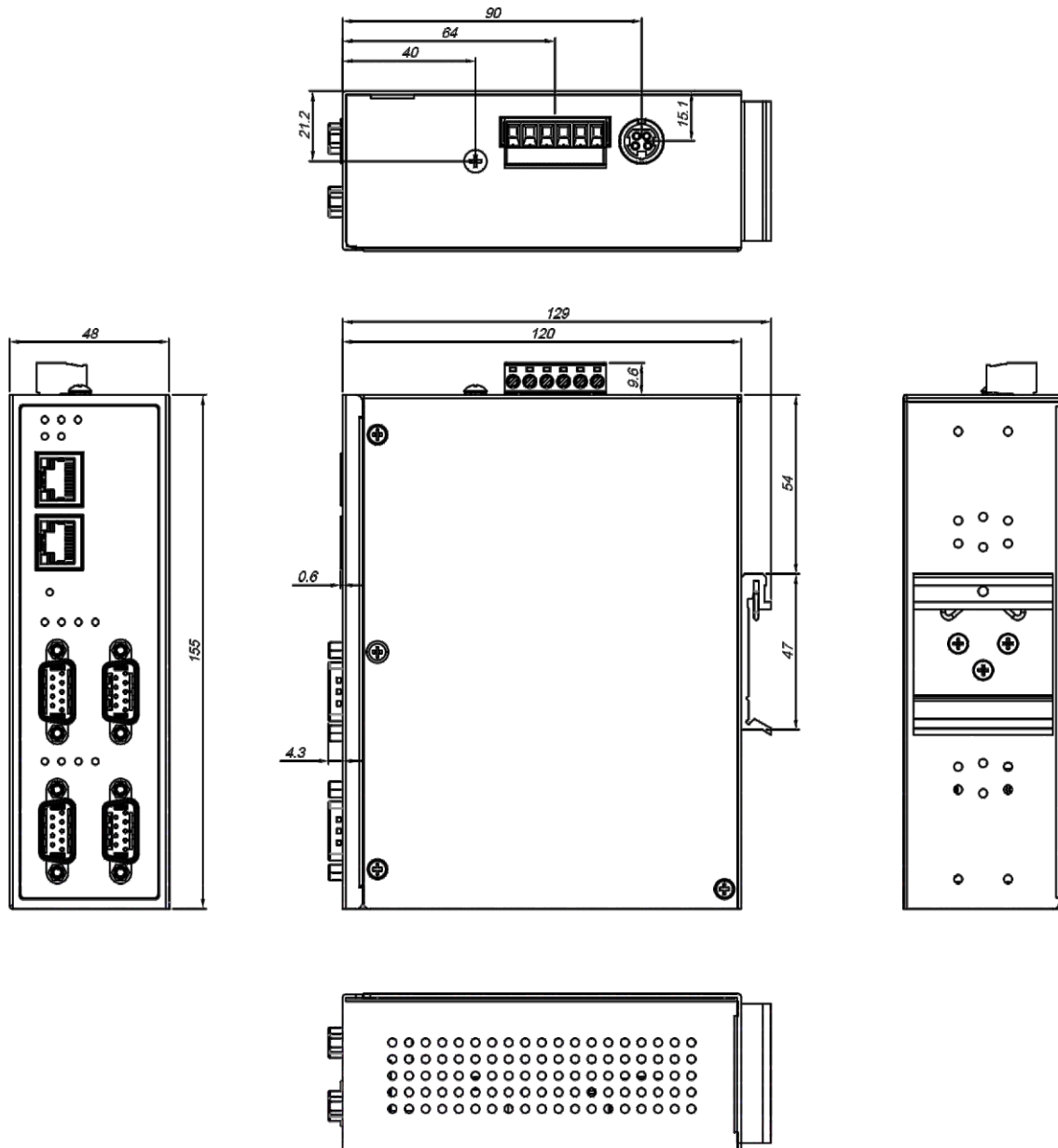
Connect up to four RS-232/RS-422/RS-485 serial devices to the network



### Industrial Design

Designed with a rugged IP30 rated housing, resistance to a high degree of vibration and shock, protection against ESD/EMI/surge, and a wide operation temperature range -40° -75° C (-40° - 167° F)

## HOUSING DIMENSION (mm)



## SPECIFICATIONS

### Standards

- IEEE 802.3
- IEEE 802.3u
- IEEE 802.3x
- RFC 768 UDP
- RFC 793 TFTP
- RFC 791 IP
- RFC 792 ICMP
- RFC 854 Telnet
- RFC 958 NTP
- RFC 1591 DNS (client only)
- RFC 1908 SNMP v2c
- RFC 2068 HTTP
- RFC 2131 DHCP Client
- EIA / TIA RS-232 / RS-422 / RS-485

### Device Interface

- 4 x Serial (DB-9) ports
- 2 x 10/100Mbps ports
- 6-pin removable terminal block
- LED indicators
- DIN-Rail mount
- Wall mount
- Grounding point

### Data Transfer Rate

- 50bps – 921600bps

### Performance

- Data RAM Buffer: 8 Bit
- MAC Address Table: 2K entries
- Parity Type: Even, Odd, None, Space, Mark
- Stop Bit: 1 or 1.5/2

### Special Features

- Supports RS-232, RS-422 and 2-wire RS-485
- Web / Telnet / Windows ®-based management
- Supports RTU Master / Slave and ASCII Master / Slave
- Hardened components rated for extreme temperatures
- Redundant power inputs

### DC Power

- Input: 12 – 56 V DC
- Compatible power supply: TI-M6024 (sold separately)
- Max. consumption: 3.84W @ 48V DC

### Terminal Block

- Redundant power inputs, alarm relay contact, 6 pin
- Wire range: 0.34mm<sup>2</sup> to 2.5mm<sup>2</sup>
- Solid wire (AWG): 12-24/14-22
- Stranded wire (AWG): 12-24/14-22
- Torque: 5 lb. – In / 0.5Nm / 0.56 Nm
- Wire strip length: 7-8mm

### MTBF

- 535,534 hours

### Housing

- IP30 metal case
- DIN-Rail mount
- Wall mount
- Grounding point

### Operating Temperature

- - 40° – 75° C (-40° – 167° F)

### Operating Humidity

- Max. 95 % non-condensing

### Dimensions

- 103.5 x 81.5 x 32mm (4.1 x 3.2 x 1.25 in.)

### Weight

- 512g (1.13 lb.)

### Certifications

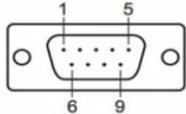
- CE
- FCC
- Shock (IEC 60068-2-27)
- Freefall (IEC 60068-2-32)
- Vibration (IEC 60068-2-6)
- IEC 61000-4-2
- IEC 61000-4-4
- IEC 61000-4-5

### Warranty

- 3 years

### Package Contents

- TI-M42
- Quick Installation Guide
- Removable terminal block
- DIN-Rail and wall mount kit

| Pinout  |        | Pin      | 1        | 2         | 3         | 4   | 5   | 6   | 7   | 8 | 9 |
|---|--------|----------|----------|-----------|-----------|-----|-----|-----|-----|---|---|
|  | RS-232 | DCD      | RxD      | TxD       | DTR       | GND | DSR | RTS | CTS | - |   |
|   | RS-422 | TxD+ (A) | TxD- (B) | RxD- (B)  | RxD+ (A)  | GND | -   | -   | -   | - |   |
|   | RS-485 | -        | -        | Data- (B) | Data+ (A) | GND | -   | -   | -   | - |   |