

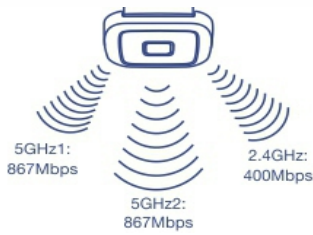


AC2200 Tri-Band PoE+ Indoor Wireless Access Point

TEW-826DAP (v1.0R)

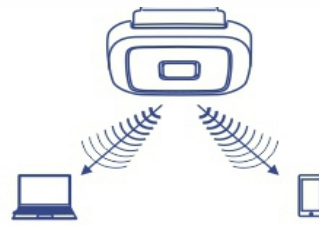
- High performance AC2200 PoE+ WiFi access point
- Wireless AC wave 2 MU-MIMO technology boosts performance in a busy environment
- Three concurrent WiFi bands maximize device networking speeds
- AC2200 Tri-Band: 867Mbps (5GHz¹) + 867Mbps (5GHz²) + 400Mbps (2.4GHz) bands
- Access Point, Client Bridge, WDS AP, WDS Bridge, WDS Station, and Repeater modes
- 1 x Gigabit PoE+ LAN port, 1 x Gigabit LAN port
- Low-profile housing blends into most environments
- Includes wall / ceiling mounting plate with cable guard
- Captive portal for hotspot applications
- Compatible with TRENDnet's TEW-WLC100 and TEW-WLC100P wireless controllers

TRENDnet's high performance AC2200 Tri-Band PoE+ Indoor Wireless Access Point, model TEW-826DAP, features three concurrent WiFi bands to maximize device networking speeds: two separate high performance 802.11ac networks (5GHz¹: 867Mbps / 5GHz²: 867Mbps), and a 400Mbps Wireless N network. MU-MIMO technology processes multiple data streams simultaneously, increasing real-time WiFi performance on the WiFi access point when multiple devices access the network. The WiFi access point features advanced access control, QoS, traffic management, band steering, and captive portal support. The low-profile housing design blends into most environments and includes a convenient wall / ceiling mounting plate with cable guard. The TEW-826DAP supports Access Point (AP), Client Bridge, Wireless Distribution System Access Point (WDS AP), WDS Bridge, WDS Station, and Repeater modes



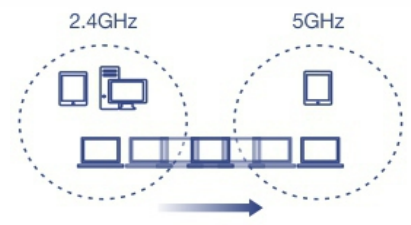
Tri-Band WiFi

Three concurrent WiFi bands to maximize device networking speeds: two separate high performance 802.11ac networks (5GHz¹: 867Mbps / 5GHz²: 867Mbps), and a 400Mbps Wireless N network.



Built For Busy Environments

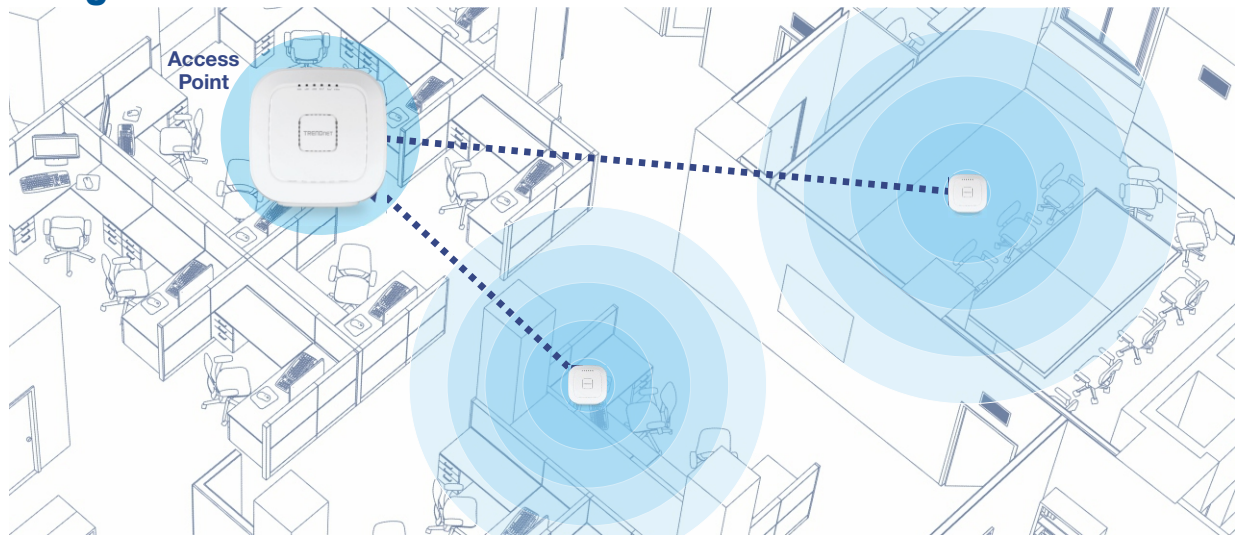
MU-MIMO technology processes multiple data streams simultaneously, increasing real-time WiFi performance on the WiFi access point when multiple devices access the network.



Band Steering

Band steering alleviates network congestion by automatically directing wireless devices from the 2.4GHz band to the 5GHz band.

Networking Solution



Tri-Band WiFi

AC2200 Tri-Band: 867Mbps (5GHz¹) + 867Mbps (5GHz²) + 400Mbps (2.4GHz) bands



Wireless Coverage

Extended wireless coverage with MIMO antenna technology



WiFi Traffic Shaping

Manage traffic allocation per SSID for each band separately



Power over Ethernet (PoE+)

Saves installation time and costs with gigabit PoE+ support (optional power port for non-PoE installations)



MU-MIMO Performance

MU-MIMO technology enables the access point to process multiple data streams simultaneously and increases real-time WiFi performance



Band Steering

Band steering alleviates network congestion by automatically directing wireless devices from the 2.4GHz band to the 5GHz band



WiFi Operation Modes

The WiFi access point supports Access Point (AP), Client Bridge, WDS AP, WDS Bridge, WDS Station, and Repeater modes for each WiFi band independently



Pre-Encrypted Wireless

For your convenience, the WiFi access point's WiFi bands are pre-encrypted with unique passwords



Gigabit Port

One gigabit PoE+ input port to power and connect the AP to the network, and one gigabit port to connect a nearby device



Multiple SSIDs

Create up to 8 SSIDs per band (24 total)



Low Profile

Low-profile housing design blends into most environments



Mounting Plate

Wall / Ceiling mounting plate with cable guard



LED Control

Reduce product visibility by disabling LED indicators

Specifications

Standards	<ul style="list-style-type: none"> • IEEE 802.3 • IEEE 802.3u • IEEE 802.3x • IEEE 802.3ab • IEEE 802.3at • IEEE 802.1Q • IEEE 802.11a • IEEE 802.11b • IEEE 802.11g • IEEE 802.11n (up to 400Mbps @ 256QAM) • IEEE 802.11ac Wave 2 (5GHz¹: up to 867Mbps, 5GHz²: up to 867Mbps @ 256QAM) 	Management/ Monitoring	<ul style="list-style-type: none"> • Web based management • AP software utility • SNMP v1/v3 • STP • Event logging • Ping test • Traceroute • Telnet
Hardware Interface	<ul style="list-style-type: none"> • 1 x PoE+ Gigabit LAN port (power input) • 1 x Gigabit LAN port • Power port (optional non-PoE installation) • LED indicators • Mounting plate and cable guard • On/Off power button • Reset button 	Access Control	<ul style="list-style-type: none"> • Wireless encryption: WEP, WPA/WPA2-PSK, WPA/WPA2-RADIUS • MAC filter • Maximum client limit
Features	<ul style="list-style-type: none"> • 802.11ac MU-MIMO Wave 2 support • IP30 rated housing (with mounting plate and cable guard installed) • Concurrent Tri-Band • Band steering • WiFi traffic shaping • 802.1Q VLAN assignment per SSID • IPv6 support (Link-Local, Static IPv6, Auto-Configuration (SLAAC/DHCPv6)) • Multi-Language interface, English, French, Spanish, German, Russian • LEDs on/off • External Captive Portal (Coovachilli server authentication) • Internal Captive Portal (Local user account authentication and customizable portal page) • 802.11k intelligent radio resource management • RSSI Threshold (client signal strength and connectivity control) • Airtime Fairness 	QoS	<ul style="list-style-type: none"> • WMM • Bandwidth control per SSID or client
Operation Modes	<ul style="list-style-type: none"> • Access Point • Client Bridge • WDS AP • WDS Bridge • WDS Station • Repeater 	SSID	<ul style="list-style-type: none"> • Up to 8 SSIDs per wireless band (24 total)
		Frequency	<ul style="list-style-type: none"> • 2.4GHz: 2.412 – 2.472GHz • 5GHz¹: 5.180 – 5.320GHz • 5GHz²: 5.500 – 5.825GHz
		Wireless Channels	<ul style="list-style-type: none"> • 2.4GHz: FCC: 1–11, ETSI: 1 – 13 • 5GHz: FCC: 36, 40, 44, 48, 149, 153, 157, 161 and 165 ETSI: 36, 40, 44, 48 (52, 56, 60, 64, 100, 104, 108, 112, 116, 132, 136, 140)**
		Modulation	<ul style="list-style-type: none"> • DBPSK/DQPSK/CCK for DSSS technique • BPSK/QPSK/16-QAM/64-QAM/256-QAM for OFDM technique
		Antenna Gain	<ul style="list-style-type: none"> • 2.4GHz: 2 x 4 dBi internal • 5GHz¹: 2 x 4 dBi internal • 5GHz²: 2 x 4 dBi internal
		Wireless Output Power	<ul style="list-style-type: none"> • 802.11a: FCC: 27.76 dBm (max.) / CE: 28.4 dBm (max.) / IC: 30.18 dBm (max.) • 802.11b: FCC: 29.22 dBm (max.) / CE: 17.82 dBm (max.) / IC: 30.79 dBm (max.) • 802.11g: FCC: 28.2 dBm (max.) / CE: 18.71 dBm (max.) / IC: 30.23 dBm (max.) • 802.11n (2.4GHz): FCC: 28.56 dBm (max.) / CE: 18.79 dBm (max.) / IC: 30.41 dBm (max.) • 802.11n (5GHz): FCC: 28.74 dBm (max.) / CE: 28.74 dBm (max.) / IC: 30.37 dBm (max.) • 802.11ac: FCC: 27.45 dBm (max.) / CE: 28.74 dBm (max.) / IC: 29.55 dBm (max.)

Receiving Sensitivity	<ul style="list-style-type: none"> • 802.11a: -70 dBm (typical) @ 54 Mbps • 802.11b: -85 dBm (typical) @ 11 Mbps • 802.11g: -72 dBm (typical) @ 54 Mbps • 802.11n (2.4 GHz): -67 dBm (typical) @ 400 Mbps • 802.11n (5 GHz): -67 dBm (typical) @ 400 Mbps • 802.11ac: -64 dBm (typical) @ 867 Mbps
Power	<ul style="list-style-type: none"> • IEEE 802.3at Type 2 PoE PD Class 4 • Input: 100 - 240V AC, 50/60Hz, Output: 12V DC, 2A external power adapter (optional) • Max. consumption: 18.96W
Operating Temperature	<ul style="list-style-type: none"> • 0° – 40° C (32° – 104° F)
Operating Humidity	<ul style="list-style-type: none"> • Max. 95% non-condensing
Certifications	<ul style="list-style-type: none"> • CE • FCC • IC
Dimensions	<ul style="list-style-type: none"> • 214 x 214 x 36mm (8.4 x 8.4 x 1.4 in.)
Weight	<ul style="list-style-type: none"> • 684g (1.51 lbs.)
Warranty	<ul style="list-style-type: none"> • 3 year

PACKAGE CONTENTS

- TEW-826DAP
- Network cable (1.5m/5 ft.)
- Quick Installation Guide
- Power adapter (12V DC, 2A)
- Mounting plate and cable guard

*Maximum wireless signal rates are referenced from IEEE 802.11 theoretical specifications. Actual data throughput and coverage will vary depending on interference, network traffic, building materials and other conditions. For maximum performance of up to 867Mbps use with an 867Mbps 802.11ac wireless adapter. For maximum performance of up to 400Mbps, use with a 400Mbps 802.11n wireless adapter. Multi-User MIMO (MU-MIMO) requires the use of multiple MU-MIMO enabled wireless adapters.

**Due to regulatory requirements, the wireless channels specified cannot be statically assigned, but will be available within the available wireless channels when set to auto.

All references to speed are for comparison purposes only. Product specifications, size, and shape are subject to change without notice, and actual product appearance may differ from that depicted herein.