

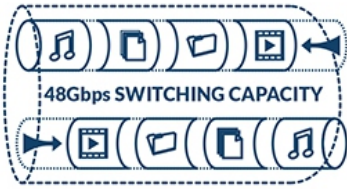


24-Port Gigabit Switch

TEG-S25 (v1.0R)


- 24 x Gigabit RJ-45 ports
- Sturdy metal switch
- Built-in power supply
- 48Gbps forwarding capacity
- Fanless design
- 1U 19" rackmount brackets included

The 24-Port Gigabit Switch, model TEG-S25, provides high bandwidth performance, ease of use, and reliability. Boost office network efficiency and eliminate network congestion with gigabit speeds and a total switching capacity of 48Gbps with full-duplex mode. A built-in universal power supply reduces cable clutter and diagnostic LEDs help with network troubleshooting. Plug and play this sturdy metal switch for reliable high-speed network connectivity.




Gigabit Speeds

Gigabit ports provide high-speed network connections to 24 devices, and a 48Gbps switching capacity allows data traffic to flow smoothly, reducing traffic bottlenecks.



Rackmount Design

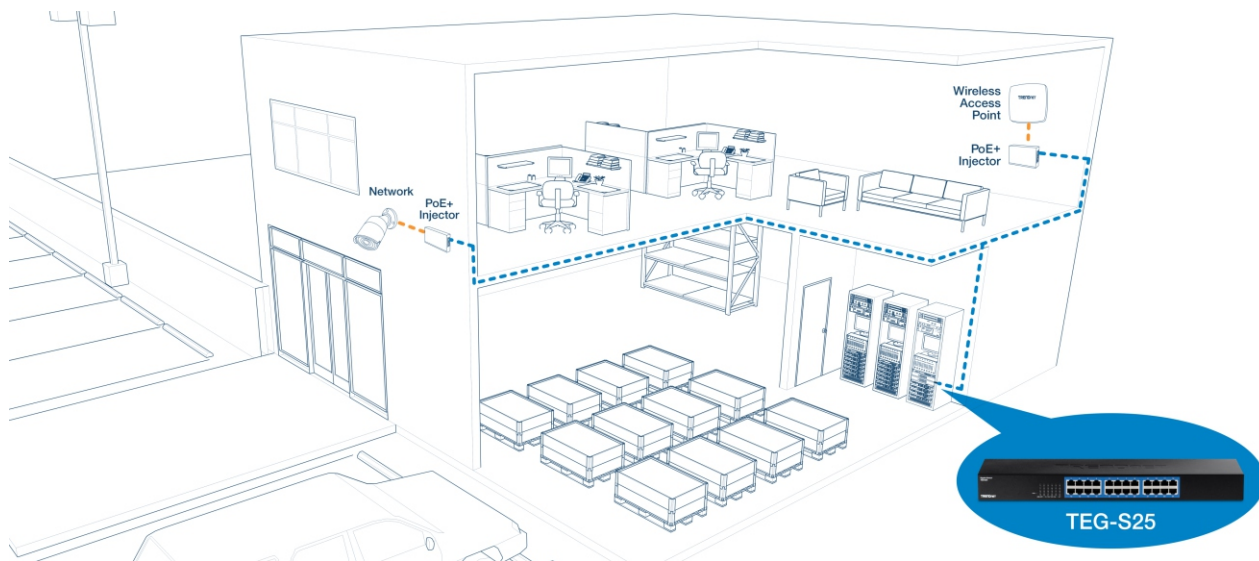
With a sturdy metal housing and included rackmount brackets, this switch is well-suited for 19" 1U rack installations.



Fanless

Fanless design lowers energy consumption and reduces distracting operating noise.

NETWORKING SOLUTION



LED indicators

24x Gigabit ports



Power

FEATURES



Plug and Play

Simply power up the switch and plug in connected devices



Ports

24 x Gigabit Ethernet ports



Switching Capacity

48Gbps switching capacity



Rackmount Design

With a sturdy metal housing and included rackmount brackets, this switch is well-suited for 19" 1U rack installations



Jumbo Frame

Sends larger packets, or Jumbo Frames (up to 9KB), for increased performance



Fanless

Fanless design lowers energy consumption and eliminates operating noise



LED Indicators

LEDs convey power, link and activity



Internal Power Supply

100~240VAC, 50/60Hz internal universal switching power supply

SPECIFICATIONS

Standards

- IEEE 802.3
- IEEE 802.3u
- IEEE 802.3x
- IEEE 802.3ab

Device Interface

- 24x Gigabit ports
- LED indicators

Data Transfer Rate

- Ethernet: 10Mbps (half duplex), 20Mbps (full duplex)
- Fast Ethernet: 100Mbps (half duplex), 200Mbps (full duplex)
- Gigabit: 2000Mbps (full duplex)

Performance

- Switching Capacity: 48Gbps
- RAM Buffer: 512KB
- MAC Address Table: 8K entries
- Forwarding Rate: 35.71Mpps (64-byte packet size)
- Jumbo Frames: 9KB

Special Features

- Rack Mountable

Power

- Internal power supply: 100 – 240V AC, 50/60 Hz, 1A
- Max. Consumption: 14.24W

Fan/Acoustics

- Fanless design

MTBF

- 364,460 hours

Operating Temperature

- 0° – 40° C (32° – 104° F)

Operating Humidity

- Max. 90% non-condensing

Dimensions (L x W x H)

- 440 x 130 x 44mm (17.32 x 5.12 x 1.73 in.)

Weight

- 1.73kg (3.81 lbs.)

Certifications

- FCC
- CE
- ETL

Warranty

- 3 year

Package Contents

- TEG-S25
- Quick Installation Guide
- Rack Mount Kit
- Power Cord (1.5m / 4.9 ft.)

All references to speed are for comparison purposes only. Product specifications, size, and shape are subject to change without notice, and actual product appearance may differ from that depicted herein.