





Quick Installation Guide  

TE100-S5
TE100-S8
V1

Table of Contents

English	1
1. Before You Start	1
2. Hardware Installation	2
3. LEDs	3
Technical Specifications	4
Troubleshooting	5




Package Contents

- TE100-S5/TE100-S8
- Multi-Language Quick Installation Guide
- Power Adapter (5V DC, 800mA)

System Requirements

- Computer with a network adapter installed
- Cat.5 or Cat.5e network cable
- The power outlet should be within 1.82 meters (6 feet) of the switch
- Visually inspect the DC power jack to make sure that it is securely connected to the power adapter
- Make sure that there is proper heat dissipation and adequate ventilation around the switch
- Do not place heavy objects on the switch

1. Connect the Power Adapter to the TE100-S5/TE100-S8 and then to a power outlet.




2. Connect a Cat.5 or Cat.5e RJ-45 network cable from the computer to an available Ethernet port on the TE100-S5/TE100-S8.



Power

Green: Power is on

Not Illuminated: Power is off



Link/ACT

Green (Solid):

Connection for the port is 100/200(half/full)
or 10/20(half/full)

Green (Blinking):

Activity is occurring

Not Illuminated:

No activity is detected

Technical Specifications

	TE100-S5	TE100-S8
Standard	IEEE 802.3 10Base-T IEEE 802.3u 100Base-TX IEEE 802.3x Flow Control	
Network Media	Ethernet: Cat. 5 up to 100m Fast Ethernet: Cat. 5, 5e, 6 up to 100m	
Data Rates	Ethernet: 10Mbps/20Mbps (Half/Full-Duplex) Fast Ethernet: 100Mbps/200Mbps (Half/Full-Duplex)	
Switch Fabric	1.0Gbps Forwarding Capacity	1.6Gbps Forwarding Capacity
Topology	Star	
Interface	5 10/100Mbps Auto-MDIX RJ-45 ports	8 10/100Mbps Auto-MDIX RJ-45 ports
Filtering Table	2K entries per device	
Buffer Memory	384Kbits per device	512Kbits per device
Power Consumption	2.8 watts (max)	4.5 watts (max)
Diagnostic LED	Power, Link/ACT	
Power Adapter	5V DC 800mA external power adapter	
Dimension	100 x 78 x 31mm (3.9 x 3 x 1.2 inches)	154 x 110 x 33mm (6 x 4.3 x 1.3 inches)
Weight	128g (4.5oz.)	225g (8oz.)
Temperature	0° ~ 50° C (32° ~ 122° F)	
Humidity	Max. 90% (non-condensing)	
Certification	CE, FCC	

1. After connecting the Switch to a power outlet, the LEDs do not turn on.
 1. Check the connection of the power adapter to the TE100-S5/TE100-S8 and the power outlet.
 2. Check that the power outlet is receiving power.
2. After I connect my computers to the Switch, I am unable to share files.
 1. Check the LEDs on the Switch. Make sure the Link/ACT LED is on.
 2. Check the network cable. The minimum length of the cable is 1.5 meters and the maximum length of the cable is 100 meters.
 3. Disable any software firewall program.
 4. Verify that you have file sharing enabled. Please contact your Operating System support for more information.
3. After I connect my computers to the Switch, I can only get onto the Internet from one computer.

The Switch was not designed to share Internet between multiple computers. You need to get an Internet router such as the TW100-S4W1CA.
4. Where is the uplink port located on the Switch?

Since all the ports on the Switch are Auto-MDIX, any of the ports can be used as an uplink port.

If you still encounter problems or have any questions regarding the TE100-S5/TE100-S8, please contact TRENDnet's Technical Support Department.

Limited Warranty

TRENDnet warrants its products against defects in material and workmanship, under normal use and service, for the following lengths of time from the date of purchase.

TE100-S5/TE100-S8 - 3 Years Limited Warranty

AC/DC Power Adapter, Cooling Fan and Power Supply carry a 1 year limited warranty

If a product does not operate as warranted during the applicable warranty period, TRENDnet shall reserve the right, at its expense, to repair or replace the defective product or part and deliver an equivalent product or part to the customer. The repair/replacement unit's warranty continues from the original date of purchase. All products that are replaced become the property of TRENDnet. Replacement products may be new or reconditioned. TRENDnet does not issue refunds or credit. Please contact the point-of-purchase for their return policies.

TRENDnet shall not be responsible for any software, firmware, information, or memory data of customer contained in, stored on, or integrated with any products returned to TRENDnet pursuant to any warranty.

There are no user serviceable parts inside the product. Do not remove or attempt to service the product by any unauthorized service center. This warranty is voided if (i) the product has been modified or repaired by any unauthorized service center, (ii) the product was subject to accident, abuse, or improper use (iii) the product was subject to conditions more severe than those specified in the manual.

Warranty service may be obtained by contacting TRENDnet within the applicable warranty period and providing a copy of the dated proof of the purchase. Upon proper submission of required documentation a Return Material Authorization (RMA) number will be issued. An RMA number is required in order to initiate warranty service support for all TRENDnet products. Products that are sent to TRENDnet for RMA service must have the RMA number marked on the outside of return packages and sent to TRENDnet prepaid, insured and packaged appropriately for safe shipment. Customers shipping from outside of the USA and Canada are responsible for return shipping fees. Customers shipping from outside of the USA are responsible for custom charges, including but not limited to, duty, tax, and other fees.

WARRANTIES EXCLUSIVE: IF THE TRENDNET PRODUCT DOES NOT OPERATE AS WARRANTED ABOVE, THE CUSTOMER'S SOLE REMEDY SHALL BE, AT TRENDNET'S OPTION, REPAIR OR REPLACE. THE FOREGOING WARRANTIES AND REMEDIES ARE EXCLUSIVE AND ARE IN LIEU OF ALL OTHER WARRANTIES, EXPRESSED OR IMPLIED, EITHER IN FACT OR BY OPERATION OF LAW, STATUTORY OR OTHERWISE, INCLUDING WARRANTIES OF MERCHANTABILITY AND FITNESS FOR A PARTICULAR PURPOSE. TRENDNET NEITHER ASSUMES NOR AUTHORIZES ANY OTHER PERSON TO ASSUME FOR IT ANY OTHER LIABILITY IN CONNECTION WITH THE SALE, INSTALLATION MAINTENANCE OR USE OF TRENDNET'S PRODUCTS.

TRENDNET SHALL NOT BE LIABLE UNDER THIS WARRANTY IF ITS TESTING AND EXAMINATION DISCLOSE THAT THE ALLEGED DEFECT IN THE PRODUCT DOES NOT EXIST OR WAS CAUSED BY CUSTOMER'S OR ANY THIRD PERSON'S MISUSE, NEGLIGENCE, IMPROPER INSTALLATION OR TESTING, UNAUTHORIZED ATTEMPTS TO REPAIR OR MODIFY, OR ANY OTHER CAUSE BEYOND THE RANGE OF THE INTENDED USE, OR BY ACCIDENT, FIRE, LIGHTNING, OR OTHER HAZARD.

LIMITATION OF LIABILITY: TO THE FULL EXTENT ALLOWED BY LAW TRENDNET ALSO EXCLUDES FOR ITSELF AND ITS SUPPLIERS ANY LIABILITY, WHETHER BASED IN CONTRACT OR TORT (INCLUDING NEGLIGENCE), FOR INCIDENTAL, CONSEQUENTIAL, INDIRECT, SPECIAL, OR PUNITIVE DAMAGES OF ANY KIND, OR FOR LOSS OF REVENUE OR PROFITS, LOSS OF BUSINESS, LOSS OF INFORMATION OR DATE, OR OTHER FINANCIAL LOSS ARISING OUT OF OR IN CONNECTION WITH THE SALE, INSTALLATION, MAINTENANCE, USE, PERFORMANCE, FAILURE, OR INTERRUPTION OF THE POSSIBILITY OF SUCH DAMAGES, AND LIMITS ITS LIABILITY TO REPAIR, REPLACEMENT, OR REFUND OF THE PURCHASE PRICE PAID, AT TRENDNET'S OPTION. THIS DISCLAIMER OF LIABILITY FOR DAMAGES WILL NOT BE AFFECTED IF ANY REMEDY PROVIDED HEREIN SHALL FAIL OF ITS ESSENTIAL PURPOSE.

Governing Law: This Limited Warranty shall be governed by the laws of the state of California.

Some TRENDnet products include software code written by third party developers. These codes are subject to the GNU General Public License ("GPL") or GNU Lesser General Public License ("LGPL").

Go to <http://www.trendnet.com/gpl> or <http://www.trendnet.com> Download section and look for the desired TRENDnet product to access to the GPL Code or LGPL Code. These codes are distributed WITHOUT WARRANTY and are subject to the copyrights of the developers. TRENDnet does not provide technical support for these codes. Please go to <http://www.gnu.org/licenses/gpl.txt> or <http://www.gnu.org/licenses/lgpl.txt> for specific terms of each license.

PWP05202009v2

Certifications

This equipment has been tested and found to comply with FCC and CE Rules.

Operation is subject to the following two conditions:

- (1) This device may not cause harmful interference.
- (2) This device must accept any interference received. Including interference that may cause undesired operation.



Waste electrical and electronic products must not be disposed of with household waste. Please recycle where facilities exist. Check with you Local Authority or Retailer for recycling advice.



NOTE: THE MANUFACTURER IS NOT RESPONSIBLE FOR ANY RADIO OR TV INTERFERENCE CAUSED BY UNAUTHORIZED MODIFICATIONS TO THIS EQUIPMENT. SUCH MODIFICATIONS COULD VOID THE USER'S AUTHORITY TO OPERATE THE EQUIPMENT.

ADVERTENCIA

En todos nuestros equipos se mencionan claramente las características del adaptador de alimentación necesario para su funcionamiento. El uso de un adaptador distinto al mencionado puede producir daños físicos y/o daños al equipo conectado. El adaptador de alimentación debe operar con voltaje y frecuencia de la energía eléctrica domiciliar existente en el país o zona de instalación.



Product Warranty Registration

Please take a moment to register your product online.
Go to TRENDnet's website at <http://www.trendnet.com/register>