

TRENDnet[®]



- **Outdoor 1.3 MP HD PoE IR Network Camera**

TV-IP320PI

- Quick Installation Guide (1)

1. Before You Start

Package Contents

- TV-IP320PI
- CD-ROM (Utility and User's Guide)
- Multi-Language Quick Installation Guide
- Mounting kit

Minimum Requirements

- Power over Ethernet (PoE) switch (e.g. TPE-S44) (Optional) or PoE Injector (e.g. TPE-105I optional)
- A computer with an Ethernet port and web browser
- CD-ROM Drive
- Wired network
- Network cable

Note:

- The TV-IP320PI works with Power over Ethernet (PoE) devices that follow the IEEE 802.3af standard.
- The TV-IP320PI has a 5.5 mm barrel connector for an optional 12 V DC 1A power adapter (model 12VDC1A sold separately).

Free Management Software: TRENDnetVIEW Pro Requirements

Supported Operating Systems	1-8 Cameras		9-32 Cameras	
	CPU	Memory	CPU	Memory
Windows 8.1 (32/64-bit) / Windows 8 (32/64-bit) / Windows 7 (32/64-bit) / Windows Server 2008 / Windows Vista (32/64-bit) / Windows Server 2003 / Windows XP (32/64-bit)	2GHz	2GB RAM or above	2GHz	4GB RAM or above


Free Mobile App: TRENDnetVIEW Pro Requirements

Supported Operating Systems
Android (version 2.3 or above) iOS (version 6.1 or above)

2. Hardware Installation and Configuration

Note: To download the latest version of the Setup Wizard utility, please go to <http://www.trendnet.com/support> and select the TV-IP320PI within the Products Download dropdown list.

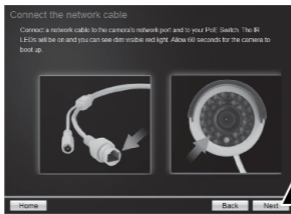
1. Do not install or mount the IP camera until after you complete the installation steps below. Temporarily place the IP camera next to your computer.
2. Connect network cable from your computer to a LAN port on your network.
3. Insert the Utility CD-ROM into your CD-ROM drive.
4. Select language from the drop down menu.
5. Click **Install Camera**.



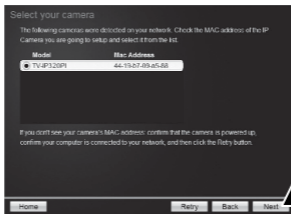
6. Write down the MAC address of your camera. Then click **Next**.



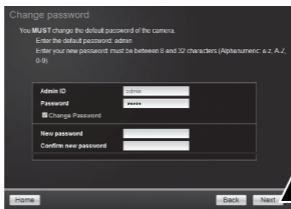
7. Connect a network cable to the camera's network port to your PoE Switch. The IR LEDs will turn on and show a dim visible red light. Allow 60 seconds for the camera to boot up. Then click **Next**.



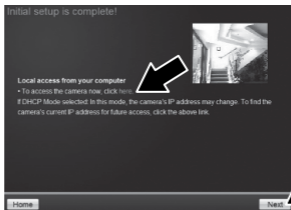
8. Select your camera. Click **Next** and follow the instructions.



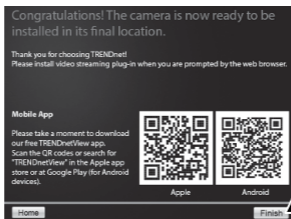
9. Select **Change Password**. Enter a new password, confirm the new password and then click **Next**.



10. Initial Setup is complete! Your camera is now connected to your network. Click the hyperlink to confirm access to the management page. This will open up a web browser. To resume installation, minimize the web browser and then click **Next**.



11. Congratulations! Your camera is now ready to be installed in its final location. Scan the QR code to download a free mobile app to view the camera from your mobile device. Click **Finish** to exit the installation wizard.




12. To manage multiple cameras and for more advanced features, please install the TRENDnetVIEW Pro software. Install the software by clicking **Install TRENDnetVIEW Pro Software** in the Autorun window and refer to the TRENDnetVIEW Pro User's Guide on the CD for more information.

Note

- See User's Guide for advanced management functions.
- When viewing live video, you may be required to install plug-ins.
- It is recommended that you setup a dynamic DNS service in order to view your cameras remotely. See your router and IP camera user's guide for instructions.

13. Install the camera in your desired location. To connect the IP camera to your network with PoE, please use either of the following methods:

Using the TV-IP320PI with a PoE switch (TPE-S44)

- Connect the provided network cable from the Power over Ethernet switch (e.g. TPE-S44) to the network port on the IP Camera.
- Connect the switch to your network.

Using the TV-IP320PI with an Injector (TPE-105I)



- Connect the power adapter to the TPE-105I and then to a power outlet
- Connect a network cable from the TV-IP320PI to the TPE-105I's P+DATA OUT (PoE) port
- Connect a network cable from a switch or router (e.g. TEW-818DRU) to the TPE-105I's DATA IN (Non-PoE) port.

Mounting the camera

Note:

For tips on capturing appropriate camera viewing angle, please refer to the User's Guide.

1. Loosen the adjustable nut and manually position the camera as desired.



2. Place the provided template label on the wall or ceiling.



3. Drill holes for the provided screw anchors at each marked position on the template. Make sure the drill bit matches the size of the provided screw anchors.
4. You can run your cable from back of the camera, or route it through the side of the base. Skip to step 6 if you are doing so.
5. Drill a hole in the wall for the cable.
6. Connect the network ethernet cable to the camera. Ensure the camera is not powered.

7. Insert the provided screw anchors into the holes.
8. Align the mounting bracket with the screw anchors, and then use the provided screws to secure the camera to the mounting surface.



9. Power up the camera by connected the other end of the cable to a PoE switch or injector on your network.
10. Seal edge of camera base with exterior grade caulking.
11. Loosen the lock ring to adjust the angle and tighten it to hold the position after adjustment.

Declaration of Conformity

TRENDnet[®]

Company Information:

Company Name:
TRENDnet, Inc.

Company Address:
20675 Manhattan Place
Torrance, CA 90501
USA

Product Information:

Product Description:
Outdoor 1.3 MP HD PoE IR Network Camera

Model Number:
TV-IP320PI

Brand Name:
TRENDnet



Technical Standards:

EN 55022: 2010 Class A
EN 61000-3-2: 2006 + A1: 2009 + A2: 2009
EN 61000-3-3: 2008
EN 50130-4: 2011
EN 60950-1: 2006+ A11: 2009 + A1: 2010 + A12: 2011

Declaration:

This product is herewith confirmed to comply with the Directive of 2004/108/EC and 2006/95/EC.

I hereby declare that the products and devices mentioned above are consistent with the standards and provisions of the guidelines.

Sonny Su

Name

July 08, 2014

Date

Director of Technology

Title

A handwritten signature in black ink, appearing to read 'Sonny Su', is written over a horizontal line.

Signature

GPL/LGPL General Information

This TRENDnet product includes free software written by third party developers. These codes are subject to the GNU General Public License ("GPL") or GNU Lesser General Public License ("LGPL"). These codes are distributed WITHOUT WARRANTY and are subject to the copyrights of the developers. TRENDnet does not provide technical support for these codes. The details of the GNU GPL and LGPL are included in the product CD-ROM.

Please also go to (<http://www.gnu.org/licenses/gpl.txt>) or (<http://www.gnu.org/licenses/lgpl.txt>) for specific terms of each license.

The source codes are available for download from TRENDnet's web site (http://trendnet.com/downloads/list_gpl.asp) for at least three years from the product shipping date.

You could also request the source codes by contacting TRENDnet.

20675 Manhattan Place, Torrance, CA 90501, USA. Tel: +1-310-961-5500 Fax: +1-310-961-5511

Informations générales GPL/LGPL

Ce produit TRENDnet comprend un logiciel libre écrit par des programmeurs tiers. Ces codes sont sujet à la GNU General Public License ("GPL" Licence publique générale GNU) ou à la GNU Lesser General Public License ("LGPL" Licence publique générale limitée GNU). Ces codes sont distribués SANS GARANTIE et sont sujets aux droits d'auteurs des programmeurs. TRENDnet ne fournit pas d'assistance technique pour ces codes. Les détails concernant les GPL et LGPL GNU sont repris sur le CD-ROM du produit.

Veillez également vous rendre en (<http://www.gnu.org/licenses/gpl.txt>) ou en (<http://www.gnu.org/licenses/lgpl.txt>) pour les conditions spécifiques de chaque licence.

Les codes source sont disponibles au téléchargement sur le site Internet de TRENDnet web site (http://trendnet.com/downloads/list_gpl.asp) durant au moins 3 ans à partir de la date d'expédition du produit.

Vous pouvez également demander les codes source en contactant TRENDnet.

20675 Manhattan Place, Torrance, CA 90501, USA. Tel: +1-310-961-5500 Fax: +1-310-961-5511

Allgemeine Informationen zu GPL/LGPL

Dieses Produkt enthält die freie Software "netfilter/iptables" (© 2000-2004 netfilter project <http://www.netfilter.org>) und die freie Software „Linux_x_mtd“ (Memory Technology Devices) Implementation (© 2000 David Woodhouse), erstmals integriert in Linux Version 2.4.0-test 3 v. 10.07.2000 (<http://www.kernel.org/pub/linux/kernel/v2.4/old-test-kernels/linux-2.4.0-test3.tar.bz2>), sowie weitere freie Software. Sie haben durch den Erwerb dieses Produktes keinerlei Gewährleistungsansprüche gegen die Berechtigten an der oben genannten Software erworben; weil diese die Software kostenfrei lizenzieren gewähren sie keine Haftung gemäß unten abgedruckten Lizenzbedingungen. Die Software darf von jedermann im Quell- und Objektcode unter Beachtung der Lizenzbedingungen der GNU General Public License Version 2, und GNU Lesser General Public License (LGPL) vervielfältigt, verbreitet und verarbeitet werden.

Die Lizenz ist unten im englischsprachigen Originalwortlaut wiedergegeben. Eine nichtoffizielle Übersetzung in die deutsche Sprache finden Sie im Internet unter (<http://www.gnu.de/documents/gpl-2.0.de.html>). Eine allgemeine öffentliche GNU Lizenz befindet sich auch auf der mitgelieferten CD-ROM.

Sie können Quell- und Objektcode der Software für mindestens drei Jahre auf unserer Homepage www.trendnet.com im Downloadbereich (http://trendnet.com/langen/downloads/list_gpl.asp) downloaden. Sofern Sie nicht über die Möglichkeit des Downloads verfügen können Sie bei TRENDnet.

20675 Manhattan Place, Torrance, CA 90501 - U.S.A. -, Tel.: +1-310-961-5500, Fax: +1-310-961-5511 die Software anfordern.

Información general sobre la GPL/LGPL

Este producto de TRENDnet incluye un programa gratuito desarrollado por terceros. Estos códigos están sujetos a la Licencia pública general de GNU ("GPL") o la Licencia pública general limitada de GNU ("LGPL"). Estos códigos son distribuidos SIN GARANTÍA y están sujetos a las leyes de propiedad intelectual de sus desarrolladores. TRENDnet no ofrece servicio técnico para estos códigos. Los detalles sobre las licencias GPL y LGPL de GNU se incluyen en el CD-ROM del producto.

Consulte también el (<http://www.gnu.org/licenses/gpl.txt>) ó el (<http://www.gnu.org/licenses/lgpl.txt>) para ver las cláusulas específicas de cada licencia.

Los códigos fuentes están disponibles para ser descargados del sitio Web de TRENDnet

(http://trendnet.com/downloads/list_gpl.asp) durante por lo menos tres años a partir de la fecha de envío del producto.

También puede solicitar el código fuente llamando a TRENDnet.

20675 Manhattan Place, Torrance, CA 90501, USA. Tel: +1-310-961-5500 Fax: +1-310-961-5511

Общая информация о лицензиях GPL/LGPL

В состав данного продукта TRENDnet входит бесплатное программное обеспечение, написанное сторонними разработчиками. Это ПО распространяется на условиях лицензий GNU General Public License ("GPL") или GNU Lesser General Public License ("LGPL"). Программы распространяются БЕЗ ГАРАНТИИ и охраняются авторскими правами разработчиков. TRENDnet не оказывает техническую поддержку этого программного обеспечения. Подробное описание лицензий GNU GPL и LGPL можно найти на компакт-диске, прилагаемом к продукту.

В пунктах (<http://www.gnu.org/licenses/gpl.txt>) и (<http://www.gnu.org/licenses/lgpl.txt>) изложены конкретные условия каждой из лицензий.

Исходный код программ доступен для загрузки с веб-сайта TRENDnet (http://trendnet.com/downloads/list_gpl.asp) в течение, как минимум, трех лет со дня поставки продукта.

Кроме того, исходный код можно запросить по адресу TRENDnet.
20675 Manhattan Place, Torrance, CA 90501, USA. Tel: +1-310-961-5500 Fax: +1-310-961-5511

GPL/LGPL informações Gerais

Este produto TRENDnet inclui software gratuito desenvolvido por terceiros. Estes códigos estão sujeitos ao GPL (GNU General Public License) ou ao LGPL (GNU Lesser General Public License). Estes códigos são distribuídos SEM GARANTIA e estão sujeitos aos direitos autorais dos desenvolvedores. TRENDnet não presta suporte técnico a estes códigos. Os detalhes do GNU GPL e do LGPL estão no CD-ROM do produto. Favor acessar <http://www.gnu.org/licenses/gpl.txt> ou <http://www.gnu.org/licenses/lgpl.txt> para os termos específicos de cada licença.

Os códigos fonte estão disponíveis para download no site da TRENDnet (http://trendnet.com/langen/downloads/list_gpl.asp) por pelo menos três anos da data de embarque do produto.

Você também pode solicitar os códigos fonte contactando TRENDnet, 20675 Manhattan Place, Torrance, CA 90501, USA. Tel: +1-310-961-5500, Fax: +1-310-961-5511.

GPL/LGPL üldinformatsioon

See TRENDneti toode sisaldab vaba tarkvara, mis on kirjutatud kolmanda osapoole poolt. Koodid on allutatud GNU (General Public License) Üldise Avaliku Litsentsi (GPL) või GNU (Lesser General Public License) ("LGPL") Vähem Üldine Avalik Litsentsiga. Koode vahendatakse ILMA GARANTIITA ja need on allutatud arendajate poolt. TRENDnet ei anna koodidele tehnilist tuge. Detailsemat infot GNU GPL ja LGPL kohta leiate toote CD-ROMil. Infot mõlema litsentsi spetsiifiliste terminite kohta leiate (<http://www.gnu.org/licenses/gpl.txt>) või (<http://www.gnu.org/licenses/lgpl.txt>).

Infot mõlema litsentsi spetsiifiliste terminite kohta leiate (<http://www.gnu.org/licenses/gpl.txt>) või (<http://www.gnu.org/licenses/lgpl.txt>). Lähtekoodi on võimalik alla laadida TRENDneti kodulehelt (http://trendnet.com/langen/downloads/list_gpl.asp) kolme aasta jooksul alates toote kättesaamise kuupäevast.

Samuti võite lähtekoodi paluda TRENDneti'lt, 20675 Manhattan Place, Torrance, CA 90501, USA. Tel: +1-310-961-5500, Fax: +1-310-961-5511.

Limited Warranty

TRENDnet warrants its products against defects in material and workmanship, under normal use and service, for the following length of time from the date of purchase. Warranty: 3 year limited warranty (When Applicable: 1 year warranty for power adapter, power supply, and cooling fan components.) Visit TRENDnet.com to review the full warranty policy, rights, and restrictions for this product.

Garantie Limitée

TRENDnet garantit ses produits contre les défauts matériels et de fabrication, dans des conditions normales d'utilisation et de service, pour les durées suivantes, à compter de la date de leur achat. Limitée: 3 ans de garantie limitée (Si applicable: 1 an de garantie sur l'adaptateur secteur, l'alimentation en énergie et les composants du ventilateur de refroidissement.) Visitez TRENDnet.com pour lire la politique complète de garantie, les droits et les restrictions s'appliquant à ce produit.

Begrenzte Garantie

TRENDnet garantiert, dass seine Produkte bei normaler Benutzung und Wartung während der nachfolgend genannten Zeit ab dem Kaufdatum keine Material- und Verarbeitungsschäden aufweisen. Garantie: 3-Jahres-Garantie (Soweit zutreffend: 1 Jahr Garantie für Netzteil, Stromkabel und Ventilator.) Alle Garantiebedingungen, Rechte und Einschränkungen für dieses Produkt finden Sie auf TRENDnet.com.

Garantía Limitada

TRENDnet garantiza sus productos contra defectos en los materiales y mano de obra, bajo uso y servicio normales, durante el siguiente periodo de tiempo a partir de la fecha de compra. Garantía: 3 años (Cuando proceda: 1 año de garantía para componentes de adaptadores de corriente, fuente de alimentación y ventiladores de refrigeración.) Visite TRENDnet.com para revisar la política de garantía, derechos y restricciones para este producto.

Ограниченная гарантия

Гарантия компании TRENDnet распространяется на дефекты, возникшие по вине производителя, при соблюдении условий эксплуатации и обслуживания в течение установленного периода с момента приобретения. (Продукт: Ограниченная гарантия: Трехлетняя ограниченная гарантия (Распространяется: На протяжении 1 года на силовые адаптеры, источники питания и компоненты вентилятора охлаждения) Полную версию гарантийных обязательств, а также права пользователя и ограничения при эксплуатации данного продукта смотрите на вебсайте TRENDnet.com.

Garantia Limitada

TRENDnet garante seus produtos contra defeitos em material e mão de obra, sob condições normais de uso e serviço, pelo seguinte tempo a partir da data da compra. Garantia: Garantia limitada de 3 anos. (Quando aplicável: 1 ano de garantia para adaptador de tensão, fonte e componentes de ventoinhas). Visite TRENDnet.com para conhecer a política de garantia completa, direitos e restrições para este produto.)

Piiratud garantii

TRENDneti tavatingimustes kasutatavatel ja hooldatavatel toodetel on järgmise ajavahemiku jooksul (alates ostukuupäevast) tootmis- ja materjalidefektide garantii. garantii: 3-aastane piiratud garantii. (Garantii kohaldatakse: toiteadapteri, toiteallika ja jahutusventilaatori osadel on 1-aastane garantii.) Täisgarantii põhimõtete, õiguste ja piirangute kohta leiate lisateavet saidilt TRENDnet.com.

Гарантія компанії

Гарантія компанії TRENDnet поширюється на дефекти, що виникли з вини виробника, при дотриманні умов експлуатації та обслуговування протягом встановленого періоду з моменту придбання. (Продукт: Обмежена гарантія: 3 роки обмеженої гарантії (Поширюється: Протягом 1 року на силові адаптери, джерела живлення і компоненти вентилятора охолодження) Повну версію гарантійних зобов'язань, а також права користувача та обмеження при експлуатації даного продукту дивіться на вебсайті TRENDnet.com.

Certifications

This device complies with Part 15 of the FCC Rules. Operation is subject to the following two conditions:

- (1) This device may not cause harmful interference.
- (2) This device must accept any interference received, including interference that may cause undesired operation.



Waste electrical and electronic products must not be disposed of with household waste. Please recycle where facilities exist. Check with your Local Authority or Retailer for recycling advice.

Note

The Manufacturer is not responsible for any radio or TV interference caused by unauthorized modifications to this equipment. Such modifications could void the user's authority to operate the equipment.

Advertencia

En todos nuestros equipos se mencionan claramente las características del adaptador de alimentación necesario para su funcionamiento. El uso de un adaptador distinto al mencionado puede producir daños físicos y/o daños al equipo conectado. El adaptador de alimentación debe operar con voltaje y frecuencia de la energía eléctrica domiciliar existente en el país o zona de instalación.

Technical Support

If you have any questions regarding the product installation, please contact our Technical Support.

Toll free US/Canada: 1-866-845-3673

Regional phone numbers available
at www.trendnet.com/support

Product Warranty Registration

Please take a moment to register your product online. Go to TRENDnet's website at:
<http://www.trendnet.com/register>

TRENDnet

20675 Manhattan Place, Torrance, CA 90501. USA

Copyright © 2014. All Rights Reserved. TRENDnet.