

# TRENDNET<sup>®</sup>



Quick Installation Guide

TUC-HDMI(V1)


## Table of Content

---

### **1 Italiano**

1. Per Windows

2. Per Mac



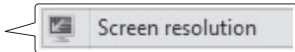
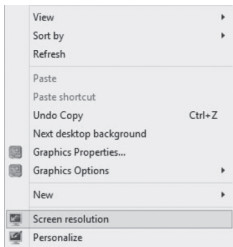
**Nota:** La modalità Alternata è necessaria per usare questo adattatore. Collegare l'adattatore in un Hub USB-C senza Modalità Alternata potrebbe tradursi nell'assenza del segnale.

**Modalità Duplicate:** Riproduce la medesima schermata su due display.

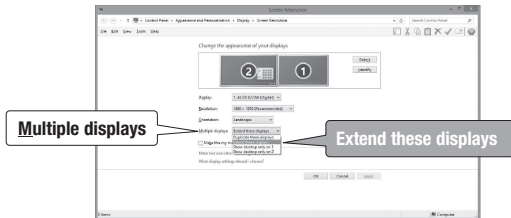
**Modalità Extend:** Allarga la schermata del vostro computer su un display addizionale.

### Per Windows

1. Assicuratevi che ciascun display sia collegato e acceso.
2. Sul PC/laptop collegato al TUC-HDMI, cliccate col tasto destro sul desktop e selezionate **“Screen resolution”**.



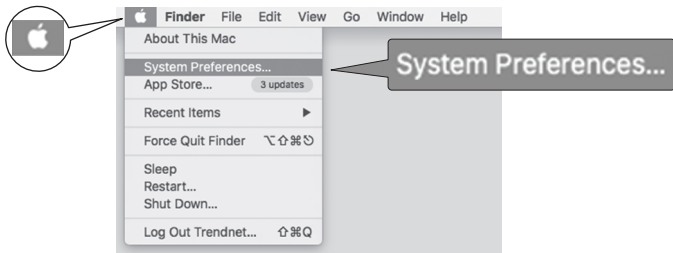
3. Cliccate sul menu **“Multiple displays”** e selezionate **“Duplicate these displays”** (modalità Duplicate) o **“Extend these displays”** (modalità Extend).
4. Cliccate **“Ok”** per confermare le modifiche.



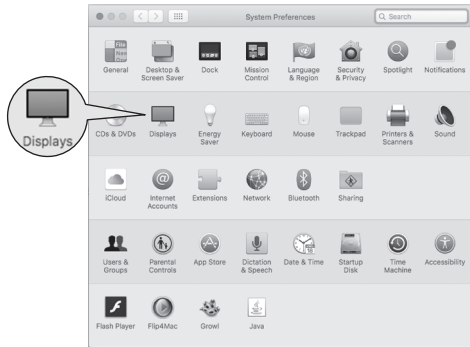
5. Windows vi chiederà di salvare i parametri. Cliccate **“Keep Changes”**.

## Per Mac

1. Assicuratevi che ciascun display sia collegato ed acceso.
2. Dal menu **Apple**, selezionate **System Preferences**.



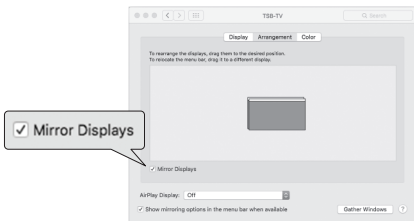
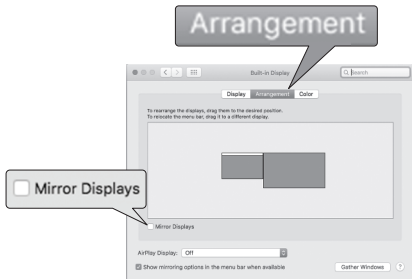
3. Dal menu **View** , selezionate **Displays**.



4. Cliccate sulla linguetta **Arrangement**.

5. Per la modalità Duplicate, spuntate la casella "**Mirror Displays**".

6. Per la modalità **Extend**, lasciate non spuntata la casella "**Mirror Displays**".





**Limited Warranty**

TRENDnet warrants its products against defects in material and workmanship, under normal use and service. Specific warranty periods are listed on each of the respective product pages on the TRENDnet website.

**Garantie Limitée**

TRENDnet garantit ses produits contre les problèmes de matériel ou de fabrication, dans des conditions normales d'utilisation et de service. Les périodes de garanties précises sont mentionnées sur chacun des pages produits du site web de TRENDnet.

**Eingeschränkte Garantie**

TRENDnet gewährt eine Garantie für seine Produkte im Falle von Material- und Bearbeitungsdefekten, bei normaler Verwendung und Wartung. Spezielle Garantiezeiträume werden auf jeder Produktseite auf der Website von TRENDnet genannt.

**Garantía limitada**

TRENDnet garantiza que sus productos carecen de defectos en el material y la fabricación, en condiciones de uso y funcionamiento normales. Los periodos específicos de garantía figuran en cada una de las páginas de producto del sitio web de TRENDnet.

**Ограниченная гарантия**

Компания TRENDnet предоставляет гарантию на свои изделия от дефектов материалов и сборки при нормальном использовании и обслуживании. Конкретные гарантийные сроки указаны на странице каждого продукта на сайте компании TRENDnet.

**Garantia Limitada**

A TRENDnet garante seus produtos contra defeitos de material e mão de obra sob condições normais de uso e serviço. Os períodos de garantia específicos estão listados em cada uma das páginas dos respectivos produtos no site da TRENDnet.

**Piiratud garantii**

TRENDneti garantii hõlmab materjali- ja koostamisdefekte, mis ilmnevad toote tavapärasel kasutamisel. Garantiaaja täpne pikkus konkretse toote puhul on leitav TRENDneti kodulehelt vastava toote infolehel.

**Garanzia limitata**

TRENDnet garantisce i propri prodotti da difetti di materiali e manodopera, in condizioni di normale uso ed esercizio. I periodi di garanzia specifici sono elencati sulle rispettive pagine di prodotto sul sito TRENDnet.

### Certifications

This device complies with Part 15 of the FCC Rules. Operation is subject to the following two conditions:

- (1) This device may not cause harmful interference.
- (2) This device must accept any interference received. Including interference that may cause undesired operation.



Waste electrical and electronic products must not be disposed of with household waste. Please recycle where facilities exist. Check with your Local Authority or Retailer for recycling advice.

Applies to PoE Products Only: This product is to be connected only to PoE networks without routing to the outside plant.

### Note

The Manufacturer is not responsible for any radio or TV interference caused by unauthorized modifications to this equipment. Such modifications could void the user's authority to operate the equipment.

### Advertencia

En todos nuestros equipos se mencionan claramente las características del adaptador de alimentación necesario para su funcionamiento. El uso de un adaptador distinto al mencionado puede producir daños físicos y/o daños al equipo conectado. El adaptador de alimentación debe operar con voltaje y frecuencia de la energía eléctrica domiciliar existente en el país o zona de instalación.

### Technical Support

If you have any questions regarding the product installation, please contact our Technical Support.

Toll free US/Canada: **1-866-845-3673**

Regional phone numbers available at [www.trendnet.com/support](http://www.trendnet.com/support)

### Product Warranty Registration

Please take a moment to register your product online.

Go to TRENDnet's website at:

**[www.trendnet.com/register](http://www.trendnet.com/register)**

### TRENDnet

20675 Manhattan Place

Torrance, CA 90501

USA