

Lühike paigaldusjuhend



TU2-H5PI

Eesti	1
1. Enne alustamist	1
2. Kuidas paigaldada	2
Tõrkeotsing	4

1. Enne alustamist



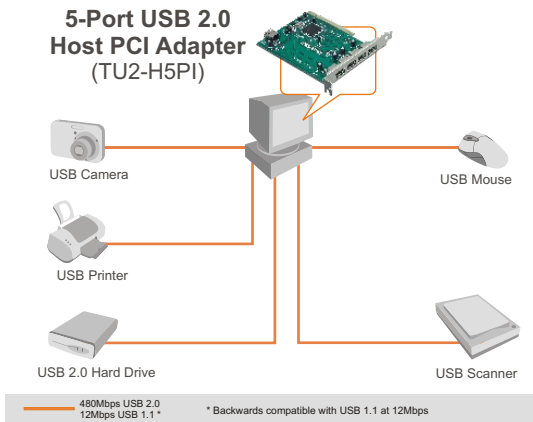
Pakendi sisu

- TU2-H5PI
- Draiveri CD-plaat
- Lühike paigaldusjuhend

Minimaalsed nõuded süsteemile

- 32-bit PCI 2.2 pesa
- CD-ROM kettaseade
- Kesksprotsessor: 300MHz või rohkem (Windows 2003 Server/XP/2000/ME/98SE)/ 800MHz või rohkem (Windows Vista)
- Mälu: 256MB RAM või rohkem (Windows XP/2000/ME/98SE, Mac OS X 10.1~10.4)/ 512MB RAM või rohkem (Windows Vista)
- Windows 98SE/ME/2000/XP/2003 Server/Vista, Mac OS X 10.1~10.4

Rakendus



2. Kuidas paigaldada

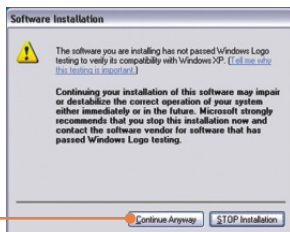
Tähtis! Ärge paigaldage PCI adapterit arvutisse enne, kui seda teha palutakse

Windows kasutajatele

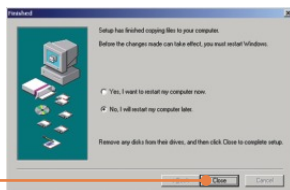
1. Sisestage **Driveri CD-plaat** oma arvuti CD-seadmesse. Kui ilmub ekraanile aken Autorun, klõpsake **Install Driver** nupul.



2. Ekraanile ilmub hoiatav teade. Klõpsake **Continue Anyway** nupul (ainult Windows XP).



3. Kui soovitatakse taaskäivitada (reboot), valige **No** ja seejärel klõpsake **Close** nupul.




Märkus: Riistvara paigaldamise juhiseid vaadake, palun, oma arvuti kasutusjuhendist

4. Lülitage oma arvuti välja
(**shutdown**).

5. Avage arvutikorpus.




6. Sisestage PCI kaart kindlalt
vabasse PCI pessa ja seejärel
tehke arvutile algladimine.



7. Pärast arvuti taaskäivitamist viib
Windows uue riistvara
paigaldamise automaatselt lõpule.

8. Ühendage USB seadmed USB
porti.



Su paigaldus on nüüd valmis.

Teie seadmete registreerimine

Et kindlustada teid prima teeninduse ja toega, palun leidke moment, et registreerida teie toode OnLines - www.Trendnet.com/register
Täname, et te valisite TRENDnet'i.

K1: Kas ma saan kokku ja lahti ühendada USB kaablit, kui arvuti on sisse lülitatud?

V1: Jah, te saate kokku ja lahti ühendada USB kaablit, kui arvuti on sisse lülitatud, kuna USB liides on Plug-and-Play ja kuumühenduv.

K2: Mul on USB 1.1 kaabel. Kas see töötab USB 2.0 seadmetega?

V2: Jah, see töötab, aga USB 2.0 high-speed välisseadmete ühendusega võib olla probleeme.

K3: Pärast seda, kui ma olin edukalt paigaldanud TU2-H5PI USB 2.0 PCI kaardi, ühendasin ma USB välisseadme USB porti, aga tundub, et see ei tööta. Mida ma peaksin tegema?

V3: Kui Teil on USB välisseadmega kaasas väline AC toiteplokk, ühendage AC toiteplokk seadmega ja lülitage seadme toide sisse. Veenduge samuti, et Te paigaldasite USB välisseadmele Windowsis õige draiveri.

K4: Kuidas ma paigaldan TU2-H5PI Windows 98SE-d kasutavasse arvutisse?

V4: Järgige allpoololevaid juhiseid:

1. Järgige **Osa 2 Kuidas paigaldada** punkte 1-7.
2. Kui arvuti algaadimise lõpetab, ilmub ekraanile Found New Hardware viisard. Klõppige **Next**.
3. Kui ilmub aken Insert Disk, sisestage Windows 98SE CD-plaat CD-seadmesse ja seejärel klõppige **OK**.
4. Klõppige **Finish** nupul.
5. Korrake punkte 1-4.
6. Ühendage USB seade USB porti.

Kui teil endiselt esineb probleeme või on küsimusi TU2-H5PI kohta, võtke ühendust TRENDneti tehnilise toe osakonnaga.

Limited Warranty

TRENDnet warrants its products against defects in material and workmanship, under normal use and service, for the following lengths of time from the date of purchase.

TU2-H5PI - 2 Year Warranty

If a product does not operate as warranted above during the applicable warranty period, TRENDnet shall, at its option and expense, repair the defective product or part, deliver to customer an equivalent product or part to replace the defective item, or refund to customer the purchase price paid for the defective product. All products that are replaced will become the property of TRENDnet. Replacement products may be new or reconditioned.

TRENDnet shall not be responsible for any software, firmware, information, or memory data of customer contained in, stored on, or integrated with any products returned to TRENDnet pursuant to any warranty.

There are no user serviceable parts inside the product. Do not remove or attempt to service the product by any unauthorized service center. This warranty is voided if (i) the product has been modified or repaired by any unauthorized service center, (ii) the product was subject to accident, abuse, or improper use (iii) the product was subject to conditions more severe than those specified in the manual.

Warranty service may be obtained by contacting TRENDnet office within the applicable warranty period for a Return Material Authorization (RMA) number, accompanied by a copy of the dated proof of the purchase. Products returned to TRENDnet must be pre-authorized by TRENDnet with RMA number marked on the outside of the package, and sent prepaid, insured and packaged appropriately for safe shipment.

WARRANTIES EXCLUSIVE: IF THE TRENDnet PRODUCT DOES NOT OPERATE AS WARRANTED ABOVE, THE CUSTOMER'S SOLE REMEDY SHALL BE, AT TRENDnet'S OPTION, REPAIR OR REPLACEMENT. THE FOREGOING WARRANTIES AND REMEDIES ARE EXCLUSIVE AND ARE IN LIEU OF ALL OTHER WARRANTIES, EXPRESSED OR IMPLIED, EITHER IN FACT OR BY OPERATION OF LAW, STATUTORY OR OTHERWISE, INCLUDING WARRANTIES OF MERCHANTABILITY AND FITNESS FOR A PARTICULAR PURPOSE. TRENDnet NEITHER ASSUMES NOR AUTHORIZES ANY OTHER PERSON TO ASSUME FOR IT ANY OTHER LIABILITY IN CONNECTION WITH THE SALE, INSTALLATION MAINTENANCE OR USE OF TRENDnet'S PRODUCTS.

TRENDnet SHALL NOT BE LIABLE UNDER THIS WARRANTY IF ITS TESTING AND EXAMINATION DISCLOSE THAT THE ALLEGED DEFECT IN THE PRODUCT DOES NOT EXIST OR WAS CAUSED BY CUSTOMER'S OR ANY THIRD PERSON'S MISUSE, NEGLIGENCE, IMPROPER INSTALLATION OR TESTING, UNAUTHORIZED ATTEMPTS TO REPAIR OR MODIFY, OR ANY OTHER CAUSE BEYOND THE RANGE OF THE INTENDED USE, OR BY ACCIDENT, FIRE, LIGHTNING, OR OTHER HAZARD.

LIMITATION OF LIABILITY: TO THE FULL EXTENT ALLOWED BY LAW TRENDnet ALSO EXCLUDES FOR ITSELF AND ITS SUPPLIERS ANY LIABILITY, WHETHER BASED IN CONTRACT OR TORT (INCLUDING NEGLIGENCE), FOR INCIDENTAL, CONSEQUENTIAL, INDIRECT, SPECIAL, OR PUNITIVE DAMAGES OF ANY KIND, OR FOR LOSS OF REVENUE OR PROFITS, LOSS OF BUSINESS, LOSS OF INFORMATION OR DATA, OR OTHER FINANCIAL LOSS ARISING OUT OF OR IN CONNECTION WITH THE SALE, INSTALLATION, MAINTENANCE, USE, PERFORMANCE, FAILURE, OR INTERRUPTION OF THE POSSIBILITY OF SUCH DAMAGES, AND LIMITS ITS LIABILITY TO REPAIR, REPLACEMENT, OR REFUND OF THE PURCHASE PRICE PAID, AT TRENDnet'S OPTION. THIS DISCLAIMER OF LIABILITY FOR DAMAGES WILL NOT BE AFFECTED IF ANY REMEDY PROVIDED HEREIN SHALL FAIL OF ITS ESSENTIAL PURPOSE.

Governing Law: This Limited Warranty shall be governed by the laws of the state of California.

AC/DC Power Adapter, Cooling Fan, Cables and Power Supply carry 1 Year Warranty

Sertifikaadid:

Antud seade on testitud ja leitud vastavaks FCC ja CE seadustega.

1. Antud seade ei põhjusta kahjulikke häireid.
2. Antud seade peab vastu võtma kõik saadud häired, sealhulgas häired, mis võivad põhjustada soovimatut tööd.



Elektri- ja elektroonikatoodete jäätmeid ei tohi ära visata koos olmejäätkeid. Abivahendite olemasolu korral palume ümber töötlemiseks sorteerida. Küsi nõu jäätmete ümber töötlemise kohta oma kohalikul jaemüüjalt.



MÄRKUS: TOOTJA EI VASTUTA ÜHEGI TV VÕI RAADIO HÄIRETE EEST, MIS ON PÕHJUSTATUD ANTUD SEADME LUBAMATUST ÜMBEREHITAMISEST. IGASUGUNE ÜBERMODIFITSEERIMINE TÜHISTAB AUTORIVASTUTUSE ANTUD SEADMELE.



TRENDnet[®]

TRENDnet Technical Support

US • Canada

Toll Free Telephone: 1(866) 845-3673

24/7 Tech Support



Europe (Germany • France • Italy • Spain • Switzerland • UK)

Toll Free Telephone: +00800 60 76 76 67

English/Espanol - 24/7

Francais/Deutsch - 11am-8pm, Monday - Friday MET

Worldwide

Telephone: +[31] [0] 20 504 05 35

English/Espanol - 24/7

Francais/Deutsch - 11am-8pm, Monday - Friday MET

Product Warranty Registration

Please take a moment to register your product online.

Go to TRENDnet's website at <http://www.trendnet.com/register>

TRENDnet[®]

20675 Manhattan Place
Torrance, CA 90501
USA