



USB 2.0 to 10/100Mbps Fast Ethernet Adapter

TU2-ET100

- Guia de Instalação Rápida [1]

1. Antes de Iniciar

Conteúdo da Embalagem

- TU2-ET100
- Guia de Instalação Rápida Multilínguas
- CD-ROM (Guia do Usuário e Driver)

If any of the above contents are missing, please contact your Se qualquer um dos conteúdos acima estiver faltando, favor contatar o seu revendedor.

Requisitos Mínimos do Sistema

- Drive de CD-ROM
- Porta USB 1.1 ou 2.0 port

Compatibilidade com Sistemas Operacionais	CPU	Memoria
Windows 7 (32/64-bit)	1GHz ou superior	1GB RAM ou superior
Windows Vista (32/64-bit)	800MHz ou superior	512MB RAM ou superior
Windows XP (32/64-bit)/2000	300MHz ou superior	256MB RAM ou superior
Mac OS X (10.6)	Intel Processor	1GB RAM ou superior
Mac OS X (10.5)	867MHz ou superior	512MB RAM ou superior
Mac OS X (10.4)	333MHz ou superior	256MB RAM ou superior


2. Como Instalar

Nota:

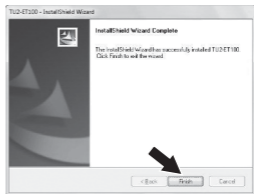
1. Não instale o TU2-ET100 em seu computador até ser instruído a fazê-lo.
2. Para instruções relativas a Mac OS X (10.4~10.6), favor recorrer ao Guia do Usuário no CD-ROM fornecido.

1. Insira o **CD-ROM de Driver** no drive de CD-ROM de seu computador.
2. Clique **Run Autorun.exe** (Apenas Windows 7/Vista).

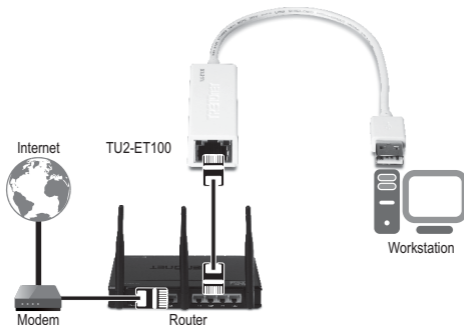
3. Clique em **Install Driver** (Instalar Driver).



4. Siga as instruções no **InstallShield Wizard** (Assistente para instalação) e então clique em **Finish** (Finalizar)



5. Clique **Exit** (Sair). Retire o CD-ROM de driver do drive de CD-ROM de seu computador.
6. Conecte o adaptador a uma porta USB disponível em seu computador.
7. Os drivers se instalarão automaticamente.
8. Conecte um cabo de rede do TU2-ET100 ao switch, roteador ou modem cabo/DSL.



Sua instalação agora está completa.

Declaration of Conformity



Company Information:

Company Name:

TRENDnet, Inc.

Company Address:

20675 Manhattan Place

Torrance, CA 90501

USA

Product Information:

Product Description:

USB to 10/100Mbps Adapter

Model Number:

TU2-ET100

Brand name:

TRENDnet



Technical Standards:

EN 55022 : 2006 + A1 : 2007 Class B

EN 61000-3-2 : 2006 + A1 : 2008 + A2 : 2009

EN 61000-3-3 : 2008

EN 55024 : 1998 + A1 : 2001 + A2 : 2003

Declaration:

The product is herewith confirmed to comply with the requirements of Directive 2004/108/EC of the Council (European Parliament) on the EMC directive.

I hereby declare that the products and devices mentioned above are consistent with the standards and provisions of the guidelines.

Sonny Su

Full Name

August 10, 2011

Date

Director of Technology

Position / Title

Signature



Product Warranty Registration

Please take a moment to register your product online.
Go to TRENDnet's website at <http://www.trendnet.com/register>

Certifications

This equipment has been tested and found to comply with FCC and CE Rules.
Operation is subject to the following two conditions:

- (1) This device may not cause harmful interference.
- (2) This device must accept any interference received. Including interference that may cause undesired operation.



Waste electrical and electronic products must not be disposed of with household waste. Please recycle where facilities exist. Check with you Local Authority or Retailer for recycling advice.



NOTE: THE MANUFACTURER IS NOT RESPONSIBLE FOR ANY RADIO OR TV INTERFERENCE CAUSED BY UNAUTHORIZED MODIFICATIONS TO THIS EQUIPMENT. SUCH MODIFICATIONS COULD VOID THE USER'S AUTHORITY TO OPERATE THE EQUIPMENT.

ADVERTENCIA

En todos nuestros equipos se mencionan claramente las características del adaptador de alimentación necesario para su funcionamiento. El uso de un adaptador distinto al mencionado puede producir daños físicos y/o daños al equipo conectado. El adaptador de alimentación debe operar con voltaje y frecuencia de la energía eléctrica domiciliar existente en el país o zona de instalación.

TRENDnet
20675 Manhattan Place
Torrance, CA 90501. USA