



## Guia de Instalação Rápida

**TU2-400E**  
H/W: V1.0R

Português .....	1
1. Antes de Iniciar .....	1
2. Instalação do Hardware .....	2
3. Verificar Instalação .....	3
Especificações Técnicas .....	5
Troubleshooting .....	6

# 1. Antes de Iniciar



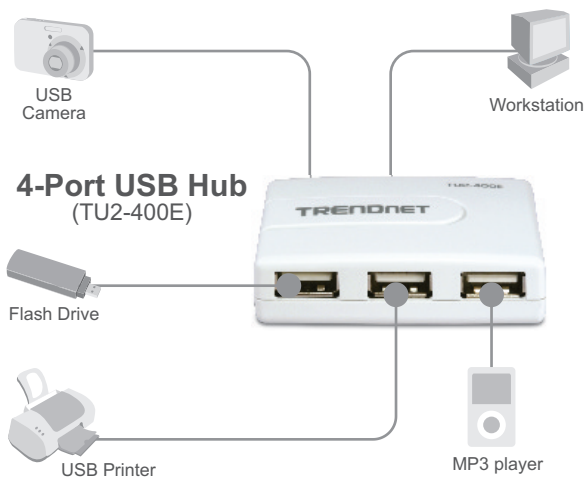
## Conteúdo da Embalagem

- TU2-400E
- Guia de Instalação Rápida Multi-Línguas
- Cabo USB (Tipo-A para Mini-B)

## Requisitos Mínimos do Sistema

- Porta USB: 2.0 ou 1.1
- CPU: 300 MHz ou superior/ 800 MHz ou superior para Windows Vista
- Memória: 256 MB RAM ou superior / 512 MB RAM ou superior (Windows Vista)
- Windows 2000/XP(32/64-bit)/Vista(32/64-bit)/Server 2003/Mac OS X 10.1-10.5

## Aplicação



## 2. Instalação do Hardware

**Nota:** Para usufruir do benefício da Alta Velocidade USB, seus dispositivos USB têm de ser USB 2.0 Alta Velocidade.

1. Ligue seu computador e aguarde até que a inicialização se complete.



2. Conecte o cabo USB fornecido ao Hub USB, e então à porta USB de seu computador.



3. Conecte um dispositivo USB a uma porta USB disponível.



**Sua instalação agora está completa.**

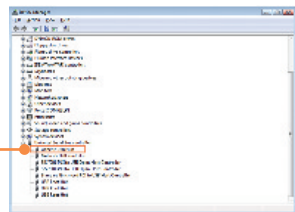
Registre Seu Produto  
Para garantir o alto nível do service e suporte ao consumidor,  
por favor tire um minuto para  
registra seu produto Online em: [www.TRENDnet.com/register](http://www.TRENDnet.com/register)  
Agradecemos por ter escolhido TRENDnet

## Windows Vista

1. Clique **Computer** (Computador) com o botão direito e então clique **Properties** (Propriedades). Clique **Device Manager** (Gerenciador de Dispositivo).

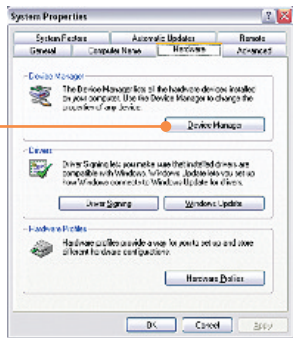


2. Expanda "Universal Serial Bus controllers" e confirme que **Generic USB Hub** (Hub USB Genérico) foi instalado.

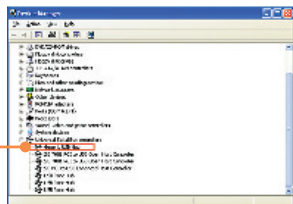


## Windows 2000/XP

1. Clique **My Computer** (Meu Computador) com o botão direito e então clique **Properties** (Propriedades). Na aba **Hardware**, clique **Device Manager** (Gerenciador de Dispositivo).



2. Expanda "Universal Serial Bus controllers" e confirme que **Generic USB Hub** (Hub USB Genérico) foi instalado.



<b>Portas</b>	1 x porta Upstream (Mini-USB) 4 x Downstream (Tipo A)
<b>Padrões</b>	USB 1.1/2.0
<b>Sistemas Operacionais</b>	Windows 2000/XP(32/64 bits)/Vista(32/64 bits)/ Server 2003/Mac OS X10.1~10.5
<b>Taxa de Dados</b>	Alta Velocidade : 480Mbps Velocidade Plena : 12Mbps Baixa Velocidade : 1.5Mbps
<b>Alimentação</b>	Alimentado pelo Barramento
<b>Consumo</b>	500mA(máx) por porta
<b>Máx Dispositivos Suportados</b>	127
<b>Dimensões</b>	105 x 30 x 19.5 mm (8.2 x 1.2 x 0.7 in.)
<b>Peso</b>	120g
<b>Temperatura Operação</b>	10°C ~ 40°C (50°F ~ 104°F)
<b>Temperatura de Armazenagem</b>	-10°C ~ 80°C (32°F ~ 104°F)
<b>Umidade</b>	5% ~ 90%, sem-condensação
<b>Certificados</b>	FCC e CE

**P1: Eu posso conectar ou desconectar o cabo USB enquanto o computador está ligado?**

**R1:** Sim, você pode conectar ou desconectar o cabo USB, ou qualquer dispositivo USB externo enquanto o computador está ligado porque a interface USB é Plug-and-Play e hot-pluggable.

**P2: Eu tenho um cabo USB 1.1. Ele pode funcionar com dispositivos USB 2.0?**

**R2:** Sim, ele funciona, mas pode ocasionar problemas ao conectar dispositivos externos USB 2.0 de alta velocidade. Por isso é recomendável a utilização de cabo certificado USB B2.0.

**P3: Após instalar com sucesso o Hub USB 2.0 TU2-400E, eu conectei meu dispositivo USB externo à porta USB, mas ele parece não funcionar. O que devo fazer?**

**R3:** Se seu dispositivo USB foi fornecido com adaptador de tensão externo, conecte-o ao dispositivo. Certifique-se ainda que você instalou o driver correto para seu dispositivo USB no Windows.

Se você ainda encontrar problemas ou tiver alguma pergunta referente ao **TU2-400E**, favor entrar em contato com o Departamento de Suporte Técnico da TRENDnet.



## Limited Warranty

TRENDnet warrants its products against defects in material and workmanship, under normal use and service, for the following lengths of time from the date of purchase.

### TU2-400E - 2 Year Warranty

If a product does not operate as warranted above during the applicable warranty period, TRENDnet shall, at its option and expense, repair the defective product or deliver to customer an equivalent product to replace the defective item. All products that are replaced will become the property of TRENDnet. Replacement products may be new or reconditioned.

TRENDnet shall not be responsible for any software, firmware, information, or memory data of customer contained in, stored on, or integrated with any products returned to TRENDnet pursuant to any warranty.

There are no user serviceable parts inside the product. Do not remove or attempt to service the product through any unauthorized service center. This warranty is voided if (i) the product has been modified or repaired by any unauthorized service center, (ii) the product was subject to accident, abuse, or improper use (iii) the product was subject to conditions more severe than those specified in the manual.

Warranty service may be obtained by contacting TRENDnet office within the applicable warranty period for a Return Material Authorization (RMA) number, accompanied by a copy of the dated proof of the purchase. Products returned to TRENDnet must be pre-authorized by TRENDnet with RMA number marked on the outside of the package, and sent prepaid,

WARRANTIES EXCLUSIVE: IF THE TRENDNET PRODUCT DOES NOT OPERATE AS WARRANTED ABOVE, THE CUSTOMER'S SOLE REMEDY SHALL BE, AT TRENDNET'S OPTION, REPAIR OR REPLACEMENT. THE FOREGOING WARRANTIES AND REMEDIES ARE EXCLUSIVE AND ARE IN LIEU OF ALL OTHER WARRANTIES, EXPRESSED OR IMPLIED, EITHER IN FACT OR BY OPERATION OF LAW, STATUTORY OR OTHERWISE, INCLUDING WARRANTIES OF MERCHANTABILITY AND FITNESS FOR A PARTICULAR PURPOSE. TRENDNET NEITHER ASSUMES NOR AUTHORIZES ANY OTHER PERSON TO ASSUME FOR IT ANY OTHER LIABILITY IN CONNECTION WITH THE SALE, INSTALLATION, MAINTENANCE OR USE OF TRENDNET'S PRODUCTS.

TRENDNET SHALL NOT BE LIABLE UNDER THIS WARRANTY IF ITS TESTING AND EXAMINATION DISCLOSE THAT THE ALLEGED DEFECT IN THE PRODUCT DOES NOT EXIST OR WAS CAUSED BY CUSTOMER'S OR ANY THIRD PERSON'S MISUSE, NEGLIGENCE, IMPROPER INSTALLATION OR TESTING, UNAUTHORIZED ATTEMPTS TO REPAIR OR MODIFY, OR ANY OTHER CAUSE BEYOND THE RANGE OF THE INTENDED USE, OR BY ACCIDENT, FIRE, LIGHTNING, OR OTHER HAZARD.

LIMITATION OF LIABILITY: TO THE FULL EXTENT ALLOWED BY LAW TRENDNET ALSO EXCLUDES FOR ITSELF AND ITS SUPPLIERS ANY LIABILITY, WHETHER BASED IN CONTRACT OR TORT (INCLUDING NEGLIGENCE), FOR INCIDENTAL, CONSEQUENTIAL, INDIRECT, SPECIAL, OR PUNITIVE DAMAGES OF ANY KIND, OR FOR LOSS OF REVENUE OR PROFITS, LOSS OF BUSINESS, LOSS OF INFORMATION OR DATA, OR OTHER FINANCIAL LOSS ARISING OUT OF OR IN CONNECTION WITH THE SALE, INSTALLATION, MAINTENANCE, USE, PERFORMANCE, FAILURE, OR INTERRUPTION OF THE POSSIBILITY OF SUCH DAMAGES, AND LIMITS ITS LIABILITY TO REPAIR, REPLACEMENT, OR REFUND OF THE PURCHASE PRICE PAID, AT TRENDNET'S OPTION. THIS DISCLAIMER OF LIABILITY FOR DAMAGES WILL NOT BE AFFECTED IF ANY REMEDY PROVIDED HEREIN SHALL FAIL OF ITS ESSENTIAL PURPOSE.

Governing Law: This Limited Warranty shall be governed by the laws of the state of California.

Note: AC/DC Power Adapter, Cooling Fan, Cables and Power Supply carry 1-Year Warranty

## Certifications

This equipment has been tested and found to comply with FCC and CE Rules. Operation is subject to the following two conditions:

- (1) This device may not cause harmful interference.
- (2) This device must accept any interference received. Including interference that may cause undesired operation.



Waste electrical and electronic products must not be disposed of with household waste. Please recycle where facilities exist. Check with you Local Authority or Retailer for recycling advice.



**NOTE:** THE MANUFACTURER IS NOT RESPONSIBLE FOR ANY RADIO OR TV INTERFERENCE CAUSED BY UNAUTHORIZED MODIFICATIONS TO THIS EQUIPMENT. SUCH MODIFICATIONS COULD VOID THE USER'S AUTHORITY TO OPERATE THE EQUIPMENT.

## ADVERTENCIA

En todos nuestros equipos se mencionan claramente las características del adaptador de alimentación necesario para su funcionamiento. El uso de un adaptador distinto al mencionado puede producir daños físicos y/o daños al equipo conectado. El adaptador de alimentación debe operar con voltaje y frecuencia de la energía eléctrica domiciliar existente en el país o zona de instalación.



**TRENDnet**<sup>®</sup>

## Product Warranty Registration

Please take a moment to register your product online.  
Go to TRENDnet's website at <http://www.trendnet.com/register>

**TRENDnet**<sup>®</sup>

20675 Manhattan Place  
Torrance, CA 90501  
USA