



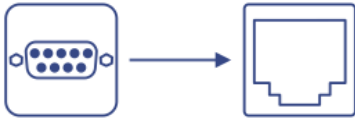


1-Port Serial to IP Ethernet Converter

TU-S9E (v1.0R)

- Remotely connect and configure your serial device over your local network
- Easy setup with software or web browser
- Supports virtual serial port, DHCP server and TFTP
- Rugged and durable metal housing
- Software utility included

TRENDnet's 1-Port Serial to IP Ethernet Converter, model TU-S9E, allows you to easily and remotely manage an RS-232 serial device within your local network. With a flat and compact size, the RS-232 to Ethernet converter is ideal for cabinet installations where space can be limited. The rugged housing design is suited for most installation environments, including harsh and industrial environments. Setup is easy and the included software offers simple configuration for customizing the RS-232 to Ethernet converter to seamlessly fit your network application.



RS232 to Ethernet

Connect and configure an RS-232 device over an IP network.


Simple Management

Use included software or web browser to manage the converter.

Rugged Design

Equipped with a sturdy metal housing design.

NETWORKING SOLUTION



FEATURES



RS232

Connect and configure an RS-232 device over an IP network for remote access



Compact

The flat and compact size of the serial to Ethernet adapter is ideal for cabinet installations where space can be very limited



Housing Design

Equipped with a sturdy metal housing design that can withstand harsh and industrial environments



Mount

Includes wall mounting brackets for the serial to Ethernet converter



Software Utility

Included RS232 to Ethernet converter software utility allows you to easily access and manage an RS-232 device remotely



Power

1 x 10/100Mbps port



1 x RS-232 (9-pin) male

SPECIFICATIONS

Interface

- 1 x 10/100Mbps port
- 1 x RS-232 (9-pin) male

Data Rate

- RS-232 port: Up to 921.6Kbps
- Ethernet port: Up to 100Mbps

Operating Temperature

- 0° – 40° C (32° – 104° F)

Operating Humidity

- Max. 95% non-condensing

Power

- Input: 100 – 240V AC, 50/60Hz, 0.25A
- Output: 5V DC, 1A external power adapter
- Max. consumption: 1.1W

Compatibility (Utility)

- Windows™

Dimensions

- 62 x 42 x 23mm (2.44 x 1.65 x 0.9 in.)

Weight

- 102g (3.6 oz.)

Certifications

- CE
- FCC

Warranty

- 2 year

Package Contents

- TU-S9E
- Quick Installation Guide
- Power Adapter (5V DC, 1A)

Pinout	Pin	1	2	3	4	5	6	7	8	9
Signal		DCD	RXD	TXD	DTR	GND	DSR	RTS	CTS	RI

All references to speed are for comparison purposes only. Product specifications, size, and shape are subject to change without notice, and actual product appearance may differ from that depicted herein.