



Lühike paigaldusjuhend



**TU-S9**

Eesti .....	1
1. Enne alustamist .....	1
2. Riistvara paigaldamine .....	2
3. Draiveri paigaldus .....	3
Tõrkeotsing .....	5

# 1. Enne alustamist



## Pakendi sisu

- TU-S9
- CD-ROM draiv
- Lühike paigaldusjuhend

## Nõuded süsteemile

- Toetava operatsioonisüsteemiga arvuti
- Arvuti millel on olemas USB slot

## Rakendus



USB > Järjestikport  
konverter  
(TU-S9)

Sülearvuti

Järjestik modem

— USB

— Järjestik

## 2. Riistvara paigaldamine

1. Lülita oma arvuti sisse ja oota millal ilmub ekraanile Windowsi töölaud.



2. Ühenda adapter oma arvuti vabasse USB pessa.



3. Ühenda seriaalseade TU-S9'ga.

### 3. Draiveri paigaldus

Märkus: Kui oled TU-S9 ühendanud vabasse USB pessa, siis Windows (XP/2000/ME/98SE) avastab automaatselt antud seadme. Jälgi sobilikust valikust draiveri paigaldus juhiseid.

#### Windows XP

1. Windows automaatselt paigaldab su arvutisse uue riistvara.



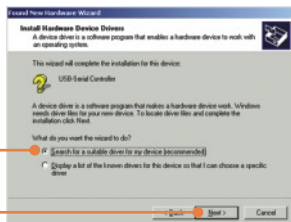
Su paigaldus on nüüd valmis.

#### Windows 2000

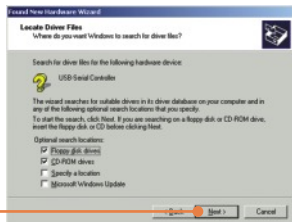
2. Kliki Next.



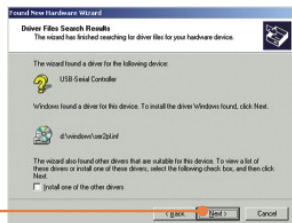
3. Vali "Search for a suitable driver for my device" ja siis kliki Next.



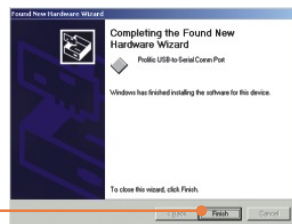
4. Sisesta CD-ROM lugejasse ja siis kliki **Next**.



5. Kliki **Next**.



6. Kliki **Finish**.



**Su paigaldus on nüüd valmis.**

Detailsema informatsiooni saamiseks mis puudutab TU-S9 häälestamist ja põhjalikumat seadistamist, tutvu palun CD-ROMil oleva kasutusjuhendiga või TRENDnet'i kodulehega [www.trendnet.com](http://www.trendnet.com).

**Küsimus 1:** Kas ma saan TU-S9 kasutada minu seriaal klaviatuuri, hiire või mängukonsooliga?

**Vastus 1:** TU-S9 ei toeta seadmeid, mis põhinevad katkestusega ülekannetel – seega, kui teie seriaal klaviatuur, hiir või mängukonsool on HID seadmed, siis neid see seade ei toeta.

**Küsimus 2:** Kas ma saan kokku ja lahti ühendada USB kaablit, kui arvuti on sisse lülitatud?

**Vastus 2:** Jah, te saate kokku ja lahti ühendada USB kaablit, kui arvuti on sisse lülitatud, kuna USB liides on Plug-and-Play ja kuumühenduv.

**Küsimus 3:** Mu arvutil on USB liides, kuid USB port tundub mitte töötavat. Mida ma peaksin tegema?

**Vastus 3:** Te peate oma arvuti BIOS häälestuses lubama USB valikut, et arvuti saaks kasutada USB porti. BIOS häälestust puudutavat lisainformatsiooni lugege palun oma arvuti kasutusjuhendist.

Kui sul esineb siiski probleeme TU-S9 > Seriaal Adapteriga, võta palun ühendust TRENDware tehnilise toe meeskonnaga.

## Sertifikaat

Antud seadet on testitud ja täheldatud ühilduvust FCC ja CE reeglitega.

Operatsioonil subjektiga on järgitud kahte tingimust.

- (1) Antud seade ei põhjusta kahjulike häireid.
- (2) Seade peab aktsepteerima kõiki häireid. Kaasaarvatud häireid, mis võivad põhjustada ebasoovitud operatsioone



Elektri- ja elektroonikatoodete jäätmeid ei tohi ära visata koos olmejäätmetega. Abivahendite olemasolu korral palume ümber töötlemiseks sorteerida. Küsi nõu jäätmete ümber töötlemise kohta oma kohalikult jaemüüjalt.



**MÄRKUS:** TOOTJA EI VASTUTA SEADME VOLITAMATA MUUNDAMISE (MUUTMISE) TAGAJÄRJEL TEKKINUD RAADIO VÕI TV HÄIRETE EEST. SELLISED MUUDATUSED VÕIVAD PÕJUSTADA KASUTAJA SEADME KASUTUSÕIGUSE ANNULEERIMISE.

## Limited Warranty

TRENDnet warrants its products against defects in material and workmanship, under normal use and service, for the following lengths of time from the date of purchase.

### TU-S9 - 2 Year Warranty

If a product does not operate as warranted above during the applicable warranty period, TRENDnet shall, at its option and expense, repair the defective product or part, deliver to customer an equivalent product or part to replace the defective item, or refund to customer the purchase price paid for the defective product. All products that are replaced will become the property of TRENDnet. Replacement products may be new or reconditioned.

TRENDnet shall not be responsible for any software, firmware, information, or memory data of customer contained in, stored on, or integrated with any products returned to TRENDnet pursuant to any warranty.

There are no user serviceable parts inside the product. Do not remove or attempt to service the product by any unauthorized service center. This warranty is voided if (i) the product has been modified or repaired by any unauthorized service center, (ii) the product was subject to accident, abuse, or improper use (iii) the product was subject to conditions more severe than those specified in the manual.

Warranty service may be obtained by contacting TRENDnet office within the applicable warranty period for a Return Material Authorization (RMA) number, accompanied by a copy of the dated proof of the purchase. Products returned to TRENDnet must be pre-authorized by TRENDnet with RMA number marked on the outside of the package, and sent prepaid, insured and packaged appropriately for safe shipment.



WARRANTIES EXCLUSIVE: IF THE TRENDnet PRODUCT DOES NOT OPERATE AS WARRANTED ABOVE, THE CUSTOMER'S SOLE REMEDY SHALL BE, AT TRENDnet'S OPTION, REPAIR OR REPLACEMENT. THE FOREGOING WARRANTIES AND REMEDIES ARE EXCLUSIVE AND ARE IN LIEU OF ALL OTHER WARRANTIES, EXPRESSED OR IMPLIED, EITHER IN FACT OR BY OPERATION OF LAW, STATUTORY OR OTHERWISE, INCLUDING WARRANTIES OF MERCHANTABILITY AND FITNESS FOR A PARTICULAR PURPOSE. TRENDnet NEITHER ASSUMES NOR AUTHORIZES ANY OTHER PERSON TO ASSUME FOR IT ANY OTHER LIABILITY IN CONNECTION WITH THE SALE, INSTALLATION MAINTENANCE OR USE OF TRENDnet'S PRODUCTS.

TRENDnet SHALL NOT BE LIABLE UNDER THIS WARRANTY IF ITS TESTING AND EXAMINATION DISCLOSE THAT THE ALLEGED DEFECT IN THE PRODUCT DOES NOT EXIST OR WAS CAUSED BY CUSTOMER'S OR ANY THIRD PERSON'S MISUSE, NEGLIGENCE, IMPROPER INSTALLATION OR TESTING, UNAUTHORIZED ATTEMPTS TO REPAIR OR MODIFY, OR ANY OTHER CAUSE BEYOND THE RANGE OF THE INTENDED USE, OR BY ACCIDENT, FIRE, LIGHTNING, OR OTHER HAZARD.

LIMITATION OF LIABILITY: TO THE FULL EXTENT ALLOWED BY LAW TRENDnet ALSO EXCLUDES FOR ITSELF AND ITS SUPPLIERS ANY LIABILITY, WHETHER BASED IN CONTRACT OR TORT (INCLUDING NEGLIGENCE), FOR INCIDENTAL, CONSEQUENTIAL, INDIRECT, SPECIAL, OR PUNITIVE DAMAGES OF ANY KIND, OR FOR LOSS OF REVENUE OR PROFITS, LOSS OF BUSINESS, LOSS OF INFORMATION OR DATA, OR OTHER FINANCIAL LOSS ARISING OUT OF OR IN CONNECTION WITH THE SALE, INSTALLATION, MAINTENANCE, USE, PERFORMANCE, FAILURE, OR INTERRUPTION OF THE POSSIBILITY OF SUCH DAMAGES, AND LIMITS ITS LIABILITY TO REPAIR, REPLACEMENT, OR REFUND OF THE PURCHASE PRICE PAID, AT TRENDnet'S OPTION. THIS DISCLAIMER OF LIABILITY FOR DAMAGES WILL NOT BE AFFECTED IF ANY REMEDY PROVIDED HEREIN SHALL FAIL OF ITS ESSENTIAL PURPOSE.

Governing Law: This Limited Warranty shall be governed by the laws of the state of California.

AC/DC Power Adapter, Cooling Fan, and Power Supply carry 1 Year Warranty



## TRENDnet Technical Support

### US • Canada

**Toll Free Telephone:** 1(866) 845-3673

24/7 Tech Support



### Europe (Germany • France • Italy • Spain • Switzerland • UK)

**Toll Free Telephone:** +00800 60 76 76 67

English/Espanol - 24/7

Francais/Deutsch - 11am-8pm, Monday - Friday MET

### Worldwide

**Telephone:** +(31) (0) 20 504 05 35

English/Espanol - 24/7

Francais/Deutsch - 11am-8pm, Monday - Friday MET

## Product Warranty Registration

Please take a moment to register your product online.

Go to TRENDnet's website at <http://www.trendnet.com>

**TRENDnet**<sup>®</sup>  
20675 Manhattan Place  
Torrance, CA 90501  
USA