



## Quick Installation Guide



**TU-P1284**

# Table of Contents

Español .....	1
1. Antes de iniciar .....	1
2. Instalación del Hardware .....	2
3. Instalación del controlador .....	3
Troubleshooting .....	6

# 1. Antes de iniciar



## Contenidos del paquete

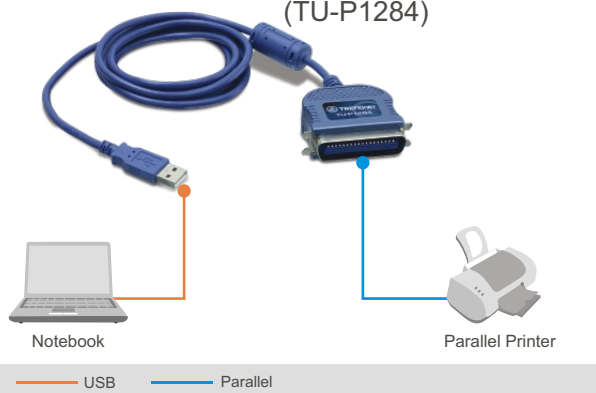
- TU-P1284
- Guía de instalación rápida

## Requisitos del sistema

- Windows 98SE/ME/2000/XP/Vista
- PC con un puerto USB 1.1 ó 2.0 disponible

## Aplicación

### USB to Parallel Converter (TU-P1284)



## 2. Instalación del Hardware

Nota: Si va a instalar una nueva impresora, puede que necesite instalar el controlador para dicha impresora. Consulte al manual de usuario de su impresora para instalar el controlador.

1. Encienda su PC y espere hasta que le aparezca el escritorio de Windows.



2. Conecte el conector paralelo al puerto paralelo de su impresora, y luego **ENCIENDA** la impresora.

3. Conecte el adaptador a un puerto USB disponible de su PC.



## 3. Instalación del controlador

Nota: Para Windows 2000/XP/Vista, los controladores se instalarán de manera automática. Para Windows ME vaya al paso 1. Para Windows 98SE, continúe con el paso 7.

### Windows ME

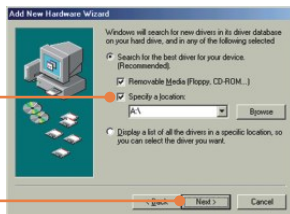
1. Vaya a [www.trendnet.com](http://www.trendnet.com) y descargue los controladores para Windows ME/98SE.

2. Descomprima los controladores mediante un programa de compresión (Ej. Winzip).

3. Seleccione **Specify the location of the driver** (Especificar la ubicación del controlador) (Avanzado) y luego haga clic en **Next** (Siguiente).



4. Seleccione **Specify a location** (Especificar una ubicación), y después haga clic en **Browse** (Examinar). Examine el archivo del controlador y luego haga clic en **Next** (Siguiente).



5. Haga clic en **Next** (Siguiete).



6. Haga clic en **Finish** (Finalizar).



## Windows 98SE

7. Vaya a [www.trendnet.com](http://www.trendnet.com) y descargue los controladores para Windows ME/98SE.

8. Descomprima los controladores mediante un programa de compresión (Ej. Winzip).

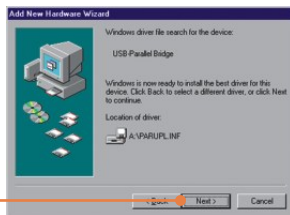
9. Haga clic en **Next** (Siguiete).



10. Seleccione **Specify a location** (Especificar una ubicación), y después haga clic en **Browse** (Examinar). Examine el archivo del controlador y luego haga clic en **Next** (Siguiente).



11. Haga clic en **Next** (Siguiente).



12. Haga clic en **Finish** (Finalizar).



## La instalación ha sido completada

### Registre su producto

Para asegurar los más altos niveles de servicio y apoyo al cliente, registre su producto en línea en: [www.TRENDnet.com/register](http://www.TRENDnet.com/register)  
Gracias por elegir TRENDnet

**Q1: Can I connect or disconnect the USB cables while the computer is on?**

**A1:** Yes, you can connect or disconnect the USB cable while the computer is on, because the USB interface is Plug-and-Play and hot-pluggable.

**Q2: My computer has a USB interface but the USB port doesn't seem to work. What should I do?**

**A2:** Check that your computer's BIOS has its USB option enabled. Also verify in the device manager that there are no exclamation points under the Universal Serial Bus Controllers sections. For more information regarding BIOS settings, please refer to your computer's User Manual.

If you still encounter problems or have any questions regarding the TU-P1284, please contact TRENDnet's Technical Support Department.



## Limited Warranty

TRENDnet warrants its products against defects in material and workmanship, under normal use and service, for the following lengths of time from the date of purchase.

### TU-P1284 - 2 Year Warranty

If a product does not operate as warranted above during the applicable warranty period, TRENDnet shall, at its option and expense, repair the defective product or part, deliver to customer an equivalent product or part to replace the defective item, or refund to customer the purchase price paid for the defective product. All products that are replaced will become the property of TRENDnet. Replacement products may be new or reconditioned.

TRENDnet shall not be responsible for any software, firmware, information, or memory data of customer contained in, stored on, or integrated with any products returned to TRENDnet pursuant to any warranty.

There are no user serviceable parts inside the product. Do not remove or attempt to service the product by any unauthorized service center. This warranty is voided if (i) the product has been modified or repaired by any unauthorized service center, (ii) the product was subject to accident, abuse, or improper use (iii) the product was subject to conditions more severe than those specified in the manual.

Warranty service may be obtained by contacting TRENDnet office within the applicable warranty period for a Return Material Authorization (RMA) number, accompanied by a copy of the dated proof of the purchase. Products returned to TRENDnet must be pre-authorized by TRENDnet with RMA number marked on the outside of the package, and sent prepaid, insured and packaged appropriately for safe shipment.

WARRANTIES EXCLUSIVE: IF THE TRENDnet PRODUCT DOES NOT OPERATE AS WARRANTED ABOVE, THE CUSTOMER'S SOLE REMEDY SHALL BE, AT TRENDnet'S OPTION, REPAIR OR REPLACEMENT. THE FOREGOING WARRANTIES AND REMEDIES ARE EXCLUSIVE AND ARE IN LIEU OF ALL OTHER WARRANTIES, EXPRESSED OR IMPLIED, EITHER IN FACT OR BY OPERATION OF LAW, STATUTORY OR OTHERWISE, INCLUDING WARRANTIES OF MERCHANTABILITY AND FITNESS FOR A PARTICULAR PURPOSE. TRENDnet NEITHER ASSUMES NOR AUTHORIZES ANY OTHER PERSON TO ASSUME FOR IT ANY OTHER LIABILITY IN CONNECTION WITH THE SALE, INSTALLATION MAINTENANCE OR USE OF TRENDnet'S PRODUCTS.

TRENDnet SHALL NOT BE LIABLE UNDER THIS WARRANTY IF ITS TESTING AND EXAMINATION DISCLOSE THAT THE ALLEGED DEFECT IN THE PRODUCT DOES NOT EXIST OR WAS CAUSED BY CUSTOMER'S OR ANY THIRD PERSON'S MISUSE, NEGLIGENCE, IMPROPER INSTALLATION OR TESTING, UNAUTHORIZED ATTEMPTS TO REPAIR OR MODIFY, OR ANY OTHER CAUSE BEYOND THE RANGE OF THE INTENDED USE, OR BY ACCIDENT, FIRE, LIGHTNING, OR OTHER HAZARD.

LIMITATION OF LIABILITY: TO THE FULL EXTENT ALLOWED BY LAW TRENDnet ALSO EXCLUDES FOR ITSELF AND ITS SUPPLIERS ANY LIABILITY, WHETHER BASED IN CONTRACT OR TORT (INCLUDING NEGLIGENCE), FOR INCIDENTAL, CONSEQUENTIAL, INDIRECT, SPECIAL, OR PUNITIVE DAMAGES OF ANY KIND, OR FOR LOSS OF REVENUE OR PROFITS, LOSS OF BUSINESS, LOSS OF INFORMATION OR DATA, OR OTHER FINANCIAL LOSS ARISING OUT OF OR IN CONNECTION WITH THE SALE, INSTALLATION, MAINTENANCE, USE, PERFORMANCE, FAILURE, OR INTERRUPTION OF THE POSSIBILITY OF SUCH DAMAGES, AND LIMITS ITS LIABILITY TO REPAIR, REPLACEMENT, OR REFUND OF THE PURCHASE PRICE PAID, AT TRENDnet'S OPTION. THIS DISCLAIMER OF LIABILITY FOR DAMAGES WILL NOT BE AFFECTED IF ANY REMEDY PROVIDED HEREIN SHALL FAIL OF ITS ESSENTIAL PURPOSE.

Governing Law: This Limited Warranty shall be governed by the laws of the state of California.

AC/DC Power Adapter, Cooling Fan, Cables and Power Supply carry 1 Year Warranty

## Certifications

This equipment has been tested and found to comply with FCC and CE Rules.

Operation is subject to the following two conditions:

- (1) This device may not cause harmful interference.
- (2) This device must accept any interference received. Including interference that may cause undesired operation.



Waste electrical and electronic products must not be disposed of with household waste. Please recycle where facilities exist. Check with you Local Authority or Retailer for recycling advice.



**NOTE:** THE MANUFACTURER IS NOT RESPONSIBLE FOR ANY RADIO OR TV INTERFERENCE CAUSED BY UNAUTHORIZED MODIFICATIONS TO THIS EQUIPMENT. SUCH MODIFICATIONS COULD VOID THE USER'S AUTHORITY TO OPERATE THE EQUIPMENT.

### ADVERTENCIA

En todos nuestros equipos se mencionan claramente las características del adaptador de alimentación necesario para su funcionamiento. El uso de un adaptador distinto al mencionado puede producir daños físicos y/o daños al equipo conectado. El adaptador de alimentación debe operar con voltaje y frecuencia de la energía eléctrica domiciliar existente en el país o zona de instalación.



## TRENDnet Technical Support

### US • Canada

**Toll Free Telephone:** 1(866) 845-3673  
24/7 Tech Support



### Europe (Germany • France • Italy • Spain • Switzerland • UK)

**Toll Free Telephone:** +00800 60 76 76 67  
English/Espanol - 24/7  
Francais/Deutsch - 11am-8pm, Monday - Friday MET

### Worldwide

**Telephone:** +[31] (0) 20 504 05 35  
English/Espanol - 24/7  
Francais/Deutsch - 11am-8pm, Monday - Friday MET

## Product Warranty Registration

Please take a moment to register your product online.  
Go to TRENDnet's website at <http://www.trendnet.com/register>

**TRENDnet**<sup>®</sup>  
20675 Manhattan Place  
Torrance, CA 90501  
USA