




Guía de instalación rápida 

**TPE-S160**  
1.01

# Table of Contents

Español	1
1. Antes de iniciar	1
2. LEDs	2
3. Instalación del Hardware	3
Technical Specifications	7
Troubleshooting	8



## Contenidos del paquete

- TPE-S160
- Guía de instalación rápida multilingüe
- Cable de alimentación
- Kit para montaje en estante
- Pies de goma

## Requisitos del sistema

- Un PC con adaptador de red instalado correctamente
- Cable de red RJ-45
- La superficie debe soportar al menos 3.8Kg para el conmutador
- La toma de corriente debe estar a 1.82 metros (6 pies) del conmutador
- Compruebe que existe una correcta regulación de la temperatura y una ventilación adecuada alrededor del conmutador
- No coloque objetos pesados encima del conmutador
- Dispositivo PD (Alimentado) IEEE 802.3af

## Equipo Opcional

- TPE-112GS
- Rack estándar de EIA 19"

**Nota:** El TPE-S160 sólo es compatible con dispositivos PD (Alimentados) que siguen el estándar IEEE 802.3af.

Potencia



PoE (Power over Ethernet)



Link/ACT



LED de estatus del dispositivo	Color	Secuencia	Definición
Alimentación	Ámba	Sólido	Dispositivo encendido
	N/A	Apagado	Dispositivo apagado
PoE (Power over Ethernet)	Ámba	Sólido	Dispositivo PoE conectado
	N/A	Apagado	Dispositivo no PoE conectado
Link/ACT	Verde	Sólido	Conectado a 100/200Mbps (Half/Full) o 10/20 Mbps (Half/Full Dúplex) (por puerto)
		Intermitente	Transmisión y recepción de datos (por puerto)
	N/A	Apagado	No hay conexión al puerto

### 3. Instalación del Hardware

ENGLISH

1. Conecte el **Power Cord** (Cable de alimentación) en la parte trasera del TPE-S160 y después a la toma corriente.



FRANÇAIS

2. Mueva el switch de poder a la posición de encendido.


DEUTSCH

ESPAÑOL

3. Conecte un cable de red RJ-45 desde el PC a un puerto Ethernet disponible en el TPE-S160.



РУССКИЙ



4. Conecte un cable RJ-45 desde un puerto PoE en el TPE-S160 al puerto LAN del dispositivo PoE (ej. TEW-638PAP)



5. Compruebe que estén encendidas las siguientes luces del panel: **Alimentación (Power), PoE y Link/ACT.**




## Uso del TPE-S160 y del TPE-112GS con un dispositivo no POE

**Nota:** Preste atención a la salida de alimentación de su dispositivo no PoE. El TPE-112GS sólo es compatible con dispositivos no-PoE que tengan una salida de alimentación de 5V, 7.5V, 9V ó 12V.

1. Seleccione el voltaje adecuado (5V, 7.5V, 9V ó 12V).



2. Conecte un cable Ethernet desde un puerto PoE en el conmutador TPE-S160 al puerto PoE IN del TPE-112GS.



3. Conecte el cable ethernet integrado del TPE-112GS al puerto para LAN del dispositivo no PoE. (Como el TEW-637AP).



4. Conecte el cable jumper suministrado a un dispositivo no PoE (ej. TEW-637AP) y al TPE-112GS.



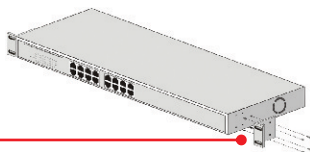
5. Compruebe que estén encendidas las siguientes luces del panel: **Alimentación** (Power), **PoE** y **Link/ACT**.



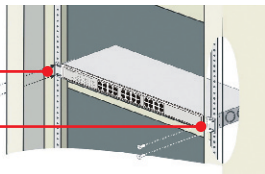
## Para montaje en bastidor

El conmutador puede montarse sobre un bastidor de 19 pulgadas tamaño estándar EIA, que puede colocarse en un armario de empalmes junto con otros equipos.

1. Fije las abrazaderas de sujeción a ambos lados del conmutador y asegúrelas con los tornillos suministrados.



2. Coloque el conmutador con cuidado encima del bastidor. Haga que la abrazadera coincida con los orificios de los tornillos del bastidor, luego use los tornillos suministrados junto con el bastidor del equipo para montar el conmutador.





# Technical Specifications

Hardware	
<b>Standard</b>	<ul style="list-style-type: none"><li>• IEEE 802.3 10Base-T</li><li>• IEEE802.3u 100Base-TX</li><li>• IEEE 802.3af Power over Ethernet</li><li>• IEEE 802.3x Flow Control</li></ul>
<b>Ports</b>	16 x 10/100Mbps Auto-MDIX PoE ports
<b>Power Switch</b>	On/Off power switch
<b>Data Transfer Rates</b>	<ul style="list-style-type: none"><li>• Ethernet: 10/20Mbps (half/full duplex)</li><li>• Fast Ethernet: 100/200Mbps (half/full duplex)</li></ul>
<b>Data RAM Buffer</b>	1.5Mbits
<b>Address Table</b>	4K MAC entries
<b>Switch Fabric</b>	3.2Gbps
<b>Power</b>	100~240VAC 50/60Hz, internal universal switching power
<b>Diagnostic LEDs</b>	Power, Link/Activity, PoE Act/Status
<b>Power Consumption</b>	<ul style="list-style-type: none"><li>• 6 Watts max. (no Power Device (PD) connected)</li><li>• 260 Watts max. (16 PoE devices connected)</li></ul>
<b>Temperature</b>	<ul style="list-style-type: none"><li>• Operating: 0° ~ 45°C (32° ~ 113°F)</li><li>• Storage: -10° ~ 70°C (14° ~ 158°F)</li></ul>
<b>Humidity</b>	10%- 95% (non-condensing)
<b>Dimensions</b>	440 x 220 x 44 mm (117.3 x 8.7 x 1.7 in.)
<b>Weight</b>	3.1 kg (6.9 lb)
<b>Certifications</b>	CE, FCC
PoE	
<b>Power over Ethernet</b>	<ul style="list-style-type: none"><li>• Up to 15.4 watts per port; PD classification</li><li>• Polymer switch for short protection</li><li>• PoE: pin 3,6 for power (+) and pin 1,2 for power (-)</li></ul>

## **1. After connecting the Switch to a power outlet, the LEDs do not turn on.**

1. Check the connection of the power cord to the TPE-S160 and the power outlet.
2. Verify that the power switch is set to the On position.
3. Check that the power outlet is receiving power.

## **2. After I connect my PCs to the Switch, I am unable to share files.**

1. Check the LEDs on the Switch. Make sure the Link/ACT LED is on.
2. Check the network cable. The minimum length of the cable is 1.5 meters and the maximum length of the cable is 100 meters.
3. Disable any software firewall program.
4. Verify that you have file sharing enabled. Please contact your Operating System support for more information.

## **3. After I connect my PCs to the Switch, I can only get onto the Internet from one computer.**

The Switch was not designed to share Internet between multiple computers. You need to get an Internet router such as the TW100-S4W1CA.

## **4. My 802.3af Powered device does not power on when I plug the device into the Switch. What should I do?**

1. Verify that the PoE device supports IEEE 802.3af protocol.
2. Verify that the power switch is set to the on position.
3. Power cycle the PoE switch. Move the power switch to the off position. Wait 15 seconds, then move the power switch back to the on position.
4. Plug the device into a different port on the PoE switch.
5. Try using another RJ-45 network cable.

## **5. Where is the uplink port located on the Switch?**

Since all the ports on the Switch are Auto-MDIX, any of the ports can be used as an uplink port.

If you still encounter problems or have any questions regarding the **TPE-S160** please contact Trendnet's Technical Support Department.

TRENDnet warrants its products against defects in material and workmanship, under normal use and service, for the following lengths of time from the date of purchase.

### **TPE-S160 – 3 Years Limited Warranty**

AC/DC Power Adapter, Cooling Fan, and Power Supply carry a 1 year warranty.

If a product does not operate as warranted during the applicable warranty period, TRENDnet shall reserve the right, at its expense, to repair or replace the defective product or part and deliver an equivalent product or part to the customer. The repair/replacement unit's warranty continues from the original date of purchase. All products that are replaced become the property of TRENDnet. Replacement products may be new or reconditioned. TRENDnet does not issue refunds or credit. Please contact the point-of-purchase for their return policies.

TRENDnet shall not be responsible for any software, firmware, information, or memory data of customer contained in, stored on, or integrated with any products returned to TRENDnet pursuant to any warranty.

There are no user serviceable parts inside the product. Do not remove or attempt to service the product by any unauthorized service center. This warranty is voided if (i) the product has been modified or repaired by any unauthorized service center, (ii) the product was subject to accident, abuse, or improper use (iii) the product was subject to conditions more severe than those specified in the manual.

Warranty service may be obtained by contacting TRENDnet within the applicable warranty period and providing a copy of the dated proof of the purchase. Upon proper submission of required documentation a Return Material Authorization (RMA) number will be issued. An RMA number is required in order to initiate warranty service support for all TRENDnet products. Products that are sent to TRENDnet for RMA service must have the RMA number marked on the outside of return packages and sent to TRENDnet prepaid, insured and packaged appropriately for safe shipment. Customers shipping from outside of the USA and Canada are responsible for return shipping fees. Customers shipping from outside of the USA are responsible for custom charges, including but not limited to, duty, tax, and other fees.

**WARRANTIES EXCLUSIVE:** IF THE TRENDNET PRODUCT DOES NOT OPERATE AS WARRANTED ABOVE, THE CUSTOMER'S SOLE REMEDY SHALL BE, AT TRENDNET'S OPTION, REPAIR OR REPLACE. THE FOREGOING WARRANTIES AND REMEDIES ARE EXCLUSIVE AND ARE IN LIEU OF ALL OTHER WARRANTIES, EXPRESSED OR IMPLIED, EITHER IN FACT OR BY OPERATION OF LAW, STATUTORY OR OTHERWISE, INCLUDING WARRANTIES OF MERCHANTABILITY AND FITNESS FOR A PARTICULAR PURPOSE. TRENDNET NEITHER ASSUMES NOR AUTHORIZES ANY OTHER PERSON TO ASSUME FOR IT ANY OTHER LIABILITY IN CONNECTION WITH THE SALE, INSTALLATION MAINTENANCE OR USE OF TRENDNET'S PRODUCTS.

TRENDNET SHALL NOT BE LIABLE UNDER THIS WARRANTY IF ITS TESTING AND EXAMINATION DISCLOSE THAT THE ALLEGED DEFECT IN THE PRODUCT DOES NOT EXIST OR WAS CAUSED BY CUSTOMER'S OR ANY THIRD PERSON'S MISUSE, NEGLIGENCE, IMPROPER INSTALLATION OR TESTING, UNAUTHORIZED ATTEMPTS TO REPAIR OR MODIFY, OR ANY OTHER CAUSE BEYOND THE RANGE OF THE INTENDED USE, OR BY ACCIDENT, FIRE, LIGHTNING, OR OTHER HAZARD.

LIMITATION OF LIABILITY: TO THE FULL EXTENT ALLOWED BY LAW TRENDNET ALSO EXCLUDES FOR ITSELF AND ITS SUPPLIERS ANY LIABILITY, WHETHER BASED IN CONTRACT OR TORT (INCLUDING NEGLIGENCE), FOR INCIDENTAL, CONSEQUENTIAL, INDIRECT, SPECIAL, OR PUNITIVE DAMAGES OF ANY KIND, OR FOR LOSS OF REVENUE OR PROFITS, LOSS OF BUSINESS, LOSS OF INFORMATION OR DATE, OR OTHER FINANCIAL LOSS ARISING OUT OF OR IN CONNECTION WITH THE SALE, INSTALLATION, MAINTENANCE, USE, PERFORMANCE, FAILURE, OR INTERRUPTION OF THE POSSIBILITY OF SUCH DAMAGES, AND LIMITS ITS LIABILITY TO REPAIR, REPLACEMENT, OR REFUND OF THE PURCHASE PRICE PAID, AT TRENDNET'S OPTION. THIS DISCLAIMER OF LIABILITY FOR DAMAGES WILL NOT BE AFFECTED IF ANY REMEDY PROVIDED HEREIN SHALL FAIL OF ITS ESSENTIAL PURPOSE.

**Governing Law:** This Limited Warranty shall be governed by the laws of the state of California.

Some TRENDnet products include software code written by third party developers. These codes are subject to the GNU General Public License ("GPL") or GNU Lesser General Public License ("LGPL").

Go to <http://www.trendnet.com/gpl> or <http://www.trendnet.com> Download section and look for the desired TRENDnet product to access to the GPL Code or LGPL Code. These codes are distributed WITHOUT WARRANTY and are subject to the copyrights of the developers. TRENDnet does not provide technical support for these codes. Please go to <http://www.gnu.org/licenses/gpl.txt> or <http://www.gnu.org/licenses/lgpl.txt> for specific terms of each license.

## GPL/LGPL General Information

This TRENDnet product includes free software written by third party developers. These codes are subject to the GNU General Public License ("GPL") or GNU Lesser General Public License ("LGPL"). These codes are distributed WITHOUT WARRANTY and are subject to the copyrights of the developers. TRENDnet does not provide technical support for these codes. The details of the GNU GPL and LGPL are included in the product CD-ROM.

Please also go to (<http://www.gnu.org/licenses/gpl.txt>) or (<http://www.gnu.org/licenses/lgpl.txt>) for specific terms of each license.

The source codes are available for download from TRENDnet's web site ([http://trendnet.com/downloads/list\\_gpl.asp](http://trendnet.com/downloads/list_gpl.asp)) for at least three years from the product shipping date.

You could also request the source codes by contacting TRENDnet.

20675 Manhattan Place, Torrance, CA 90501, USA. Tel: +1-310-961-5500 Fax: +1-310-961-5511

### Informations générales GPL/LGPL

Ce produit TRENDnet comprend un logiciel libre écrit par des programmeurs tiers. Ces codes sont sujet à la GNU General Public License ("GPL" Licence publique générale GNU) ou à la GNU Lesser General Public License ("LGPL" Licence publique générale limitée GNU). Ces codes sont distribués SANS GARANTIE et sont sujets aux droits d'auteurs des programmeurs. TRENDnet ne fournit pas d'assistance technique pour ces codes. Les détails concernant les GPL et LGPL GNU sont repris sur le CD-ROM du produit.

Veuillez également vous rendre en (<http://www.gnu.org/licenses/gpl.txt>) ou en (<http://www.gnu.org/licenses/lgpl.txt>) pour les conditions spécifiques de chaque licence.

Les codes source sont disponibles au téléchargement sur le site Internet de TRENDnet web site ([http://trendnet.com/downloads/list\\_gpl.asp](http://trendnet.com/downloads/list_gpl.asp)) durant au moins 3 ans à partir de la date d'expédition du produit.

Vous pouvez également demander les codes source en contactant TRENDnet.

20675 Manhattan Place, Torrance, CA 90501, USA. Tel: +1-310-961-5500 Fax: +1-310-961-5511

### Allgemeine Informationen zu GPL/LGPL

Dieses Produkt enthält die freie Software "netfilter/iptables" (© 2000-2004 netfilter project <http://www.netfilter.org>) und die freie Software "Linux\_mtd" (Memory Technology Devices) Implementation (© 2000 David Woodhouse), erstmals integriert in Linux Version 2.4.0-test 3 v. 10.07.2000 (<http://www.kernel.org/pub/linux/kernel/v2.4/old-test-kernels/linux-2.4.0-test3.tar.bz2>), sowie weitere freie Software. Sie haben durch den Erwerb dieses Produktes keinerlei Gewährleistungsansprüche gegen die Berechtigten an der oben genannten Software erworben; weil diese die Software kostenfrei lizenzieren gewähren sie keine Haftung gemäß unten abgedruckten Lizenzbedingungen. Die Software darf von jedermann im Quell- und Objektcode unter Beachtung der Lizenzbedingungen der GNU General Public License Version 2, und GNU Lesser General Public License (LGPL) vervielfältigt, verbreitet und verarbeitet werden. Die Lizenz ist unten im englischsprachigen Originalwortlaut wiedergegeben. Eine nichtoffizielle Übersetzung in die deutsche Sprache finden Sie im Internet unter (<http://www.gnu.de/documents/gpl-2.0.de.html>). Eine allgemeine öffentliche GNU Lizenz befindet sich auch auf der mitgelieferten CD-ROM.

Sie können Quell- und Objektcode der Software für mindestens drei Jahre auf unserer Homepage [www.trendnet.com](http://www.trendnet.com) im Downloadbereich ([http://trendnet.com/langen/downloads/list\\_gpl.asp](http://trendnet.com/langen/downloads/list_gpl.asp)) downloadend. Sofern Sie nicht über die Möglichkeit des Downloads verfügen können Sie bei TRENDnet.

20675 Manhattan Place, Torrance, CA 90501 - U.S.A., Tel.: +1-310-961-5500, Fax: +1-310-961-5511 die Software anfordern.

### Información general sobre la GPL/LGPL

Este producto de TRENDnet incluye un programa gratuito desarrollado por terceros. Estos códigos están sujetos a la Licencia pública general de GNU ("GPL") o la Licencia pública general limitada de GNU ("LGPL"). Estos códigos son distribuidos SIN GARANTÍA y están sujetos a las leyes de propiedad intelectual de sus desarrolladores. TRENDnet no ofrece servicio técnico para estos códigos. Los detalles sobre las licencias GPL y LGPL de GNU se incluyen en el CD-ROM del producto.

Consulte también el (<http://www.gnu.org/licenses/gpl.txt>) ó el (<http://www.gnu.org/licenses/lgpl.txt>) para ver las cláusulas específicas de cada licencia.

Los códigos fuentes están disponibles para ser descargados del sitio Web de TRENDnet

([http://trendnet.com/downloads/list\\_gpl.asp](http://trendnet.com/downloads/list_gpl.asp)) durante por lo menos tres años a partir de la fecha de envío del producto.

También puede solicitar el código fuente llamando a TRENDnet.

20675 Manhattan Place, Torrance, CA 90501, USA. Tel: +1-310-961-5500 Fax: +1-310-961-5511

### Общая информация о лицензиях GPL/LGPL

В состав данного продукта TRENDnet входит бесплатное программное обеспечение, написанное сторонними разработчиками. Это ПО распространяется на условиях лицензий GNU General Public License ("GPL") или GNU Lesser General Public License ("LGPL"). Программы распространяются БЕЗ ГАРАНТИИ и охраняются авторскими правами разработчиков. TRENDnet не оказывает техническую поддержку этого программного обеспечения. Подробное описание лицензий GNU GPL и LGPL можно найти на компакт-диске, прилагаемом к продукту.

В пунктах (<http://www.gnu.org/licenses/gpl.txt>) и (<http://www.gnu.org/licenses/lgpl.txt>) изложены конкретные условия каждой из лицензий.

Исходный код программ доступен для загрузки с веб-сайта TRENDnet ([http://trendnet.com/downloads/list\\_gpl.asp](http://trendnet.com/downloads/list_gpl.asp)) в течение, как минимум, трех лет со дня поставки продукта.

Кроме того, исходный код можно запросить по адресу TRENDnet.

20675 Manhattan Place, Torrance, CA 90501, USA. Tel: +1-310-961-5500 Fax: +1-310-961-5511

## **GPL/LGPL informações Gerais**

Este produto TRENDnet inclui software gratuito desenvolvido por terceiros. Estes códigos estão sujeitos ao GPL (GNU General Public License) ou ao LGPL (GNU Lesser General Public License). Estes códigos são distribuídos SEM GARANTIA e estão sujeitos aos direitos autorais dos desenvolvedores. TRENDnet não presta suporte técnico a estes códigos. Os detalhes do GNU GPL e do LGPL estão no CD-ROM do produto.

Favor acessar <http://www.gnu.org/licenses/gpl.txt> ou <http://www.gnu.org/licenses/lgpl.txt> para os termos específicos de cada licença.

Os códigos fonte estão disponíveis para download no site da TRENDnet ([http://trendnet.com/langen/downloads/list\\_gpl.asp](http://trendnet.com/langen/downloads/list_gpl.asp)) por pelo menos três anos da data de embarque do produto.

Você também pode solicitar os códigos fonte contactando TRENDnet, 20675 Manhattan Place, Torrance, CA 90501, USA. Tel: +1-310-961-5500, Fax: +1-310-961-5511.

## **GPL/LGPL üldinformatsioon**

See TRENDneti toode sisaldab vaba tarkvara, mis on kirjutatud kolmanda osapoole poolt. Koodid on allutatud GNU (General Public License) Üldise Avaliku Litsentsi (GPL) või GNU (Lesser General Public License) ("LGPL") Vähem Üldine Avalik Litsentsiga. Koode vahendatakse ILMA GARANTIITA ja need on allutatud arendajate poolt. TRENDnet ei anna koodidele tehnilist tuge. Detailsemat infot GNU GPL ja LGPL kohta leiate toote CD-ROMil. Infot mõlema litsentsi spetsiifiliste terminite kohta leiate (<http://www.gnu.org/licenses/gpl.txt>) või (<http://www.gnu.org/licenses/lgpl.txt>).

Infot mõlema litsentsi spetsiifiliste terminite kohta leiate (<http://www.gnu.org/licenses/gpl.txt>) või (<http://www.gnu.org/licenses/lgpl.txt>). Lähtekoodi on võimalik alla laadida TRENDneti kodulehelt

([http://trendnet.com/langen/downloads/list\\_gpl.asp](http://trendnet.com/langen/downloads/list_gpl.asp)) kolme aasta jooksul alates toote kättesaamise kuupäevast.

Samuti võite lähtekoodi paluda TRENDneti'lt, 20675 Manhattan Place, Torrance, CA 90501, USA. Tel: +1-310-961-5500, Fax: +1-310-961-5511.

## Certifications

This equipment has been tested and found to comply with FCC and CE Rules.

Operation is subject to the following two conditions:

- (1) This device may not cause harmful interference.
- (2) This device must accept any interference received. Including interference that may cause undesired operation.



Waste electrical and electronic products must not be disposed of with household waste. Please recycle where facilities exist. Check with you Local Authority or Retailer for recycling advice.



**NOTE:** THE MANUFACTURER IS NOT RESPONSIBLE FOR ANY RADIO OR TV INTERFERENCE CAUSED BY UNAUTHORIZED MODIFICATIONS TO THIS EQUIPMENT. SUCH MODIFICATIONS COULD VOID THE USER'S AUTHORITY TO OPERATE THE EQUIPMENT.

### ADVERTENCIA

En todos nuestros equipos se mencionan claramente las características del adaptador de alimentación necesario para su funcionamiento. El uso de un adaptador distinto al mencionado puede producir daños físicos y/o daños al equipo conectado. El adaptador de alimentación debe operar con voltaje y frecuencia de la energía eléctrica domiciliar existente en el país o zona de instalación.



## Product Warranty Registration

Please take a moment to register your product online.  
Go to TRENDnet's website at <http://www.trendnet.com/register>