




Lühike paigaldusjuhend 

TPE-S160
1.01

Eesti	1
1. Enne alustamist	1
2. LED'id	2
3. Riistvara paigaldus	3
Technical Specifications	7
Tõrkeotsing	8



Pakendi sisu

- TPE-S160
- Mitmekeelne lühike paigaldusjuhend
- Toitejuhe (1.8m / 6ft)
- Paigaldusklambrid

Minimaalsed nõuded süsteemile

- Arvuti koos töötava võrgukaardiga
- RJ-45 arvutivõrgu kaabel
- Alus peab kannatama vähemalt 3.8 kg (8.4 lb) switchi
- Toitepistik peab asuma vähemalt 1.82 meetri (6 ft) kaugusel switchist
- Veenduge, et switchi ümber oleks piisav soojuste hajumine ja ventilatsioon
- Do not place heavy objects on the Switch
- IEEE 802.3af toitega seade

Lisavarustus

- TPE-112GS (valikuline)
- EIA standardne 19" seadmekapp (valikuline)

Märkus:

TPE-S160 toetab ainult Power over Ethernet (PoE) seadmeid, mis järgivad IEEE 802.3af standardit.

Link/ACT



PoE (Power over Ethernet)



Power



Device Status LED	Color	Jada	Kirjeldus
Power	Oranz	Pidev	Seade on sisse lülitatud
	N/A	Väljas	Seade on välja lülitatud
PoE (Power over Ethernet)	Oranz	Pidev	PoE seade on ühendatud
	N/A	Väljas	PoE seade ei ole ühendatud
Link/ACT	Roheline	helendub	10/20Mbps (Half/Full Duplex) või 100/200Mbps (Half/Full Duplex) Duplex Connected (pordi kohta)
		Vilgub	10/20Mbps (Half/Full Duplex) or 100/200Mbps (Half/Full Duplex) Andmete edasisaatmine/vastuvõtmine (pordi kohta)
	N/A	Väljas	No connection to the port

3. Riistvara paigaldus

1. Ühendage toitejuhe TPE-S160'ga ja alles siis ühendage seinakontakti




2. Liigutage toitelüliti asendisse



3. Ühendage RJ-45 võrgu kaabel arvutist vabasse TPE-S160 Etherneti porti.



4. Ühendage RJ-45 kaabel TPE-S160 PoE pordist PoE seadme LAN porti (nt. TEW-638PAP).



5. Verify that the following TPE-S160 LED are on:
Power, **PoE** and **Link/ACT**.




Mitte-PoE seadme kasutamisel TPE-S160'ga kasutage koos TPE-112S'ga

Märkus: Pange tähele infot mitte-PoE seadme väljundvõimsuse kohta. TPE-112S toetab ainult mitte-PoE seadmeid väljundvõimsusega 5V, 7.5V, 9V või 12V.

1. Valige sobiv pinge (5V, 7.5V, 9V or 12V).



2. Ühendage Etherneti kaabel TPE-S160 switchi PoE pordist TPE-112S POE IN porti.



3. Ühendage Etherneti kaabel TPE-112S Data-Out pordist, mitte-PoE seadme LAN porti (näiteks TEW-639GR).



4. Ühendage kaasasolev ühenduskaabel mitte-PoE seadmega (näiteks TEW-639GR) ja siis TPE-112S'ga

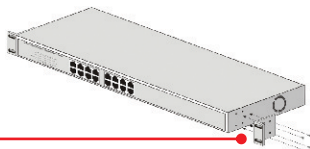
5. Veenduge, et esipaneelil helendaksid:
Power, PoE ja Linck/ACT



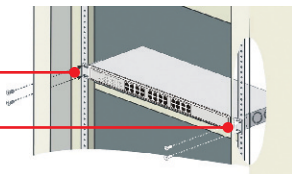
Seadmekapp

Seadet saab paigaldada EIA standardsuurusesse 19-tollisesse seadmekappi, teiste seadmete juurde.

1. Kinnitage paigaldusklambrid seadme mõlemasse külge ja kinnitage need kaasasolevate kruvidega.



2. Asetage kandraamistik ettevaatlikult seadmekappi. Joondage paigaldusklambriga avad seadmekapi kruviaukudega, seejärel kasutage seadme kinnitamiseks kaasasolevaid püstiku kruvisid.



Hardware	
Standard	<ul style="list-style-type: none"> • IEEE 802.3 10Base-T • IEEE802.3u 100Base-TX • IEEE 802.3af Power over Ethernet • IEEE 802.3x Flow Control
Ports	16 x 10/100Mbps Auto-MDIX PoE ports
Power Switch	On/Off power switch
Data Transfer Rates	<ul style="list-style-type: none"> • Ethernet: 10/20Mbps (half/full duplex) • Fast Ethernet: 100/200Mbps (half/full duplex)
Data RAM Buffer	1.5Mbits
Address Table	4K MAC entries
Switch Fabric	3.2Gbps
Power	100~240VAC 50/60Hz, internal universal switching power
Diagnostic LEDs	Power, Link/Activity, PoE Act/Status
Power Consumption	<ul style="list-style-type: none"> • 6 Watts max. (no Power Device (PD) connected) • 260 Watts max. (16 PoE devices connected)
Temperature	<ul style="list-style-type: none"> • Operating: 0° ~ 45°C (32° ~ 113°F) • Storage: -10° ~ 70°C (14° ~ 158°F)
Humidity	10%- 95% (non-condensing)
Dimensions	440 x 220 x 44 mm (117.3 x 8.7 x 1.7 in.)
Weight	3.1 kg (6.9 lb)
Certifications	CE, FCC
PoE	
Power over Ethernet	<ul style="list-style-type: none"> • Up to 15.4 watts per port; PD classification • Polymer switch for short protection • PoE: pin 3,6 for power (+) and pin 1,2 for power

1. Kui ma olen ühendanud Switchi toiteploki seinapesasse, ei sütti LEDid.

1. Kontrollige ühendust TEG-S160Dg ja vooluallikaga.
2. Veenduge, et toitelüliti oleks "On" asendis
3. Kontrollige, et seinapesas oleks voolu.

2. Kui ma olen ühendanud oma PC switchiga, ei saa ma jagada oma faile.

1. Vaadake switchil LED'e. Veenduge, et Link / ACT LED põlevad. Teiseks, kontrollige võrgu kaablit.
2. Minimaalne kaabli pikkus on 1,5 meetrit ja pikim kaabel on 100 meetrit. Kolmandaks blokeeri tarkvara tulemüüri programm.
3. Veenduge, et teil on lubatud failide jagamine
4. Täiendava informatsiooni saamiseks palun pöörduge oma süsteemi administraatori poole.

3. Peale seda, kui ma olen arnutid ühendanud switchiga, saan ma Interneti ühendust vaid ainult ühest arvutist.

Switch ei ole loodud jagama Interneti mitmele arvutile korraga. Selleks vajate Interneti ruuterid nagu TW100-S4W1CA.

4. Minu 802.3af toite toetusega seade ei saa toidet, kui ma ühendan selle switchiga. Mida ma peaksin tegema?

1. Veenduge, et antud PoE seade toetab IEEE 802af protokoll
2. Kontrollige, et toitelüliti on lülitatud "on" positsiooni
3. Tehke algladimine PoE switchile. Selleks ühendage lahti Switchi toide, oodake 15 sekundit ja ühendage siis toide tagasi
4. Ühendage seade mõnda teise PoE switchi porti
5. Proovige mõnda muud RJ-45 võrgukaablit

5. Kus asub Switchil üleslingi port?

Kuna switchil on kõik pordid Auto-MDIX, siis kõiki porte saab kasutada üleslingi portidena

Kui teil endiselt esineb probleeme või on teil küsimusi **TPE-S160** kohta, võtke ühendust TRENDneti tehnilise toe osakonnaga.

TRENDnet warrants its products against defects in material and workmanship, under normal use and service, for the following lengths of time from the date of purchase.

TPE-S160 – 3 Years Limited Warranty

AC/DC Power Adapter, Cooling Fan, and Power Supply carry a 1 year warranty.

If a product does not operate as warranted during the applicable warranty period, TRENDnet shall reserve the right, at its expense, to repair or replace the defective product or part and deliver an equivalent product or part to the customer. The repair/replacement unit's warranty continues from the original date of purchase. All products that are replaced become the property of TRENDnet. Replacement products may be new or reconditioned. TRENDnet does not issue refunds or credit. Please contact the point-of-purchase for their return policies.

TRENDnet shall not be responsible for any software, firmware, information, or memory data of customer contained in, stored on, or integrated with any products returned to TRENDnet pursuant to any warranty.

There are no user serviceable parts inside the product. Do not remove or attempt to service the product by any unauthorized service center. This warranty is voided if (i) the product has been modified or repaired by any unauthorized service center, (ii) the product was subject to accident, abuse, or improper use (iii) the product was subject to conditions more severe than those specified in the manual.

Warranty service may be obtained by contacting TRENDnet within the applicable warranty period and providing a copy of the dated proof of the purchase. Upon proper submission of required documentation a Return Material Authorization (RMA) number will be issued. An RMA number is required in order to initiate warranty service support for all TRENDnet products. Products that are sent to TRENDnet for RMA service must have the RMA number marked on the outside of return packages and sent to TRENDnet prepaid, insured and packaged appropriately for safe shipment. Customers shipping from outside of the USA and Canada are responsible for return shipping fees. Customers shipping from outside of the USA are responsible for custom charges, including but not limited to, duty, tax, and other fees.

WARRANTIES EXCLUSIVE: IF THE TRENDNET PRODUCT DOES NOT OPERATE AS WARRANTED ABOVE, THE CUSTOMER'S SOLE REMEDY SHALL BE, AT TRENDNET'S OPTION, REPAIR OR REPLACE. THE FOREGOING WARRANTIES AND REMEDIES ARE EXCLUSIVE AND ARE IN LIEU OF ALL OTHER WARRANTIES, EXPRESSED OR IMPLIED, EITHER IN FACT OR BY OPERATION OF LAW, STATUTORY OR OTHERWISE, INCLUDING WARRANTIES OF MERCHANTABILITY AND FITNESS FOR A PARTICULAR PURPOSE. TRENDNET NEITHER ASSUMES NOR AUTHORIZES ANY OTHER PERSON TO ASSUME FOR IT ANY OTHER LIABILITY IN CONNECTION WITH THE SALE, INSTALLATION MAINTENANCE OR USE OF TRENDNET'S PRODUCTS.

TRENDNET SHALL NOT BE LIABLE UNDER THIS WARRANTY IF ITS TESTING AND EXAMINATION DISCLOSE THAT THE ALLEGED DEFECT IN THE PRODUCT DOES NOT EXIST OR WAS CAUSED BY CUSTOMER'S OR ANY THIRD PERSON'S MISUSE, NEGLIGENCE, IMPROPER INSTALLATION OR TESTING, UNAUTHORIZED ATTEMPTS TO REPAIR OR MODIFY, OR ANY OTHER CAUSE BEYOND THE RANGE OF THE INTENDED USE, OR BY ACCIDENT, FIRE, LIGHTNING, OR OTHER HAZARD.

LIMITATION OF LIABILITY: TO THE FULL EXTENT ALLOWED BY LAW TRENDNET ALSO EXCLUDES FOR ITSELF AND ITS SUPPLIERS ANY LIABILITY, WHETHER BASED IN CONTRACT OR TORT (INCLUDING NEGLIGENCE), FOR INCIDENTAL, CONSEQUENTIAL, INDIRECT, SPECIAL, OR PUNITIVE DAMAGES OF ANY KIND, OR FOR LOSS OF REVENUE OR PROFITS, LOSS OF BUSINESS, LOSS OF INFORMATION OR DATE, OR OTHER FINANCIAL LOSS ARISING OUT OF OR IN CONNECTION WITH THE SALE, INSTALLATION, MAINTENANCE, USE, PERFORMANCE, FAILURE, OR INTERRUPTION OF THE POSSIBILITY OF SUCH DAMAGES, AND LIMITS ITS LIABILITY TO REPAIR, REPLACEMENT, OR REFUND OF THE PURCHASE PRICE PAID, AT TRENDNET'S OPTION. THIS DISCLAIMER OF LIABILITY FOR DAMAGES WILL NOT BE AFFECTED IF ANY REMEDY PROVIDED HEREIN SHALL FAIL OF ITS ESSENTIAL PURPOSE.

Governing Law: This Limited Warranty shall be governed by the laws of the state of California.

Some TRENDnet products include software code written by third party developers. These codes are subject to the GNU General Public License ("GPL") or GNU Lesser General Public License ("LGPL").

Go to <http://www.trendnet.com/gpl> or <http://www.trendnet.com> Download section and look for the desired TRENDnet product to access to the GPL Code or LGPL Code. These codes are distributed WITHOUT WARRANTY and are subject to the copyrights of the developers. TRENDnet does not provide technical support for these codes. Please go to <http://www.gnu.org/licenses/gpl.txt> or <http://www.gnu.org/licenses/lgpl.txt> for specific terms of each license.

Sertifikaadid:

Seade on testitud ning vastab FCC ja CE reeglitele.

Seade vastab järgmistele tingimustele:

(1) Seade ei tohi põhjustada ohtlikke häireid.

(2) Seade peab võtma vastu kõiki signaale, sealhulgas signaale, mis võivad põhjustada soovimatuid häireid seadme töös.



Elektri- ja elektroonikatoodete jäätmeid ei tohi ära visata koos olmejäätkeidega. Abivahendite olemasolu korral palume ümbertöötlemiseks sorteerida. Jäätmete ümbertöötlemise kohta küsige nõu oma kohalikul jaemüüjalt.



MÄRKUS: TOOTJA EI VASTUTA ÜHEGI TV VÕI RAADIO HÄIRE EEST, MIS ON PÕHJUSTATUD SEADME LUBAMATUST ÜMBEREHITAMISEST. IGASUGUNE ÜBERMODIFITSEERIMINE TÜHISTAB AUTORIVASTUTUSE SEADMELE.



Product Warranty Registration

Please take a moment to register your product online.
Go to TRENDnet's website at <http://www.trendnet.com/register>