



Quick Installation Guide



TPE-1011
TPE-102S

Table of Contents

English	1
1. Before You Start	1
2. Hardware Installation	3
Technical Specifications	5
Troubleshooting	6

1. Before You Start



Package Contents

- TPE-101I/TPE-102S
- Quick Installation Guide
- Power Cord (TPE-101I)
- Jumper Cable (TPE-102S)

Note: The TPE-101I and TPE-102S only support Power over Ethernet (PoE) devices that follow the IEEE 802.3af standard

Note: The TPE-102S only supports non-PoE devices with an output power of 5V, 7.5V, 9V or 12V.

Front Panel

TPE-101I

Power

Lights green when the power cord is connected into an outlet and the PoE device is connected to the Injector.





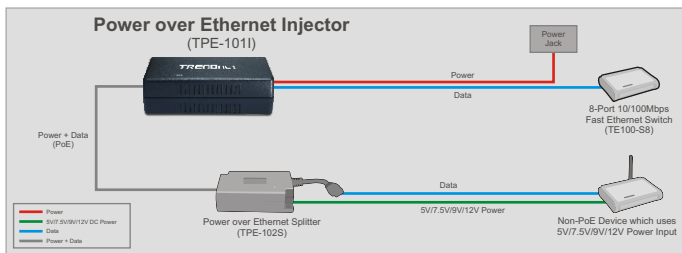
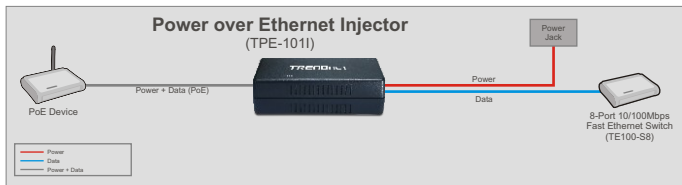
TPE-102S

POWER

Lights green when a PoE device is connected to the splitter.



Application



2. Hardware Installation

Using the TPE-101I with a PoE device

1. Connect the **Power Cord** to the Injector. Then connect the Power Cord to an outlet.



2. Connect a CAT-5 cable from a switch to the TPE-101I's **Data In** port.



3. Connect a CAT-5 cable from a PoE device (e.g. TEW-434APB) to the TPE-101I's **PoE Out** port



Using the TPE-102S with a non-PoE device

Note: Take note of the output power for your non-PoE device. The TPE-102S only supports non-PoE devices with an output power of 5V, 7.5V, 9V or 12V.

1. Select the proper voltage (5V, 7.5V, 9V or 12V).



2. Connect an Ethernet cable from a PoE switch to the **PoE In** port on the TPE-102S.



3. Connect the Ethernet cable from the **Data-Out** port on the TPE-102S to the non-PoE device's LAN port (e.g. TEW-450APB).



4. Connect the provided Jumper cable to a non-PoE device (e.g. TEW-450APB) and to the TPE-102S.



Your installation is now complete.

Register Your Product

To ensure the highest level of customer service and support, please take a moment to register your product Online at: www.trendnet.com/register

Thank you for choosing TRENDnet

Technical Specifications

Applicable Standards	IEEE 802.3 10BASE-T IEEE 802.3u 100BASE-TX IEEE 802.3af Power Over Ethernet (PoE)
Ethernet Pin Usage	Data: 1, 2, 3, 6 Power: 4, 5 (V+), 7, 8 (V-)
Fixed Ports	TPE-101: 1 Data In, 1 PoE Out TPE-102S: 1 Data Out, 1 PoE In
Speed	10/20Mbps for half/full-duplex 100/200Mbps for half/full-duplex
LED Indicator	POWER
Switches	TPE-102S: DC OUT (5V, 7.5V, 9V, 12V)
Cable	10BASE-T: UTP/STP Cat. 3,4,5 100BASE-TX: UTP/STP Cat. 5, 5e, 6
Dimensions	TPE-101: 115 x 57 x 35mm (4.5 x 2.2 x 1.4 in.) TPE-102S: 80 x 54 x 24mm (3.2 x 2.13.35 x 0.9 in.)
Power	TPE-101: 48V DC, 0.3A TPE-102S: DC Output 5V , 7.5V, 9V, or 12V
Power Consumption	TPE-101: 15.5 Watts (max) TPE-102S: 10 Watts (max)
Operating Temperature	0°C ~ 45°C (32°F ~ 104°F)
Storage Temperature	-40°C ~ 70°C (14°F ~ 158°F)
Humidity	10 ~ 90%, non-condensing
Certificates	FCC, CE

Q1: Why is the POWER LED off on the TPE-101I?

A1: First, make sure the TPE-101I is connected into a power outlet. Second, make sure that the PoE device is connected properly to the TPE-101I. Third, try using another CAT-5 cable.

Q2: Why is the POWER LED off on the TPE-102S?

A2: First, make sure that the TPE-102S is connected properly to the PoE switch or TPE-101I (See 3.Hardware Installation). Second, try using another CAT-5 cable.

Q3: Will the TPE-101I work with any PoE device?

A3: Any PoE device that follows the IEEE 802.3af standard will work with TPE-101I.

Q4: Will the TPE-102S work with any non-PoE device?

A4: Non-PoE devices such as access points will work with the TPE-102S only if the non-PoE device operates at 5V, 7.5V, 9V or 12V.

Q5: I connected my non-PoE device into the TPE-102S, but my switch does not recognize the device.

A5: Power cycle the non-PoE device by either pulling out the power adapter connector from the PoE injector or disconnecting the CAT 5 cable from the PoE Out port. Reinsert the connection after 5-10 seconds have elapsed.

If you still encounter problems or have any questions regarding the PoE Injector/Splitter, please contact TRENDnet's Technical Support Department.

Limited Warranty

TRENDnet warrants its products against defects in material and workmanship, under normal use and service, for the following lengths of time from the date of purchase.

TPE-101I/TPE-102S - 5 Year Warranty

If a product does not operate as warranted above during the applicable warranty period, TRENDnet shall, at its option and expense, repair the defective product or deliver to customer an equivalent product to replace the defective item. All products that are replaced will become the property of TRENDnet. Replacement products may be new or reconditioned.

TRENDnet shall not be responsible for any software, firmware, information, or memory data of customer contained in, stored on, or integrated with any products returned to TRENDnet pursuant to any warranty.

There are no user serviceable parts inside the product. Do not remove or attempt to service the product through any unauthorized service center. This warranty is voided if (i) the product has been modified or repaired by any unauthorized service center, (ii) the product was subject to accident, abuse, or improper use (iii) the product was subject to conditions more severe than those specified in the manual.

Warranty service may be obtained by contacting TRENDnet office within the applicable warranty period for a Return Material Authorization (RMA) number, accompanied by a copy of the dated proof of the purchase. Products returned to TRENDnet must be pre-authorized by TRENDnet with RMA number marked on the outside of the package, and sent prepaid, insured and packaged appropriately for safe shipment.

WARRANTIES EXCLUSIVE: IF THE TRENDNET PRODUCT DOES NOT OPERATE AS WARRANTED ABOVE, THE CUSTOMER'S SOLE REMEDY SHALL BE, AT TRENDNET'S OPTION, REPAIR OR REPLACEMENT. THE FOREGOING WARRANTIES AND REMEDIES ARE EXCLUSIVE AND ARE IN LIEU OF ALL OTHER WARRANTIES, EXPRESSED OR IMPLIED, EITHER IN FACT OR BY OPERATION OF LAW, STATUTORY OR OTHERWISE, INCLUDING WARRANTIES OF MERCHANTABILITY AND FITNESS FOR A PARTICULAR PURPOSE. TRENDNET NEITHER ASSUMES NOR AUTHORIZES ANY OTHER PERSON TO ASSUME FOR IT ANY OTHER LIABILITY IN CONNECTION WITH THE SALE, INSTALLATION, MAINTENANCE OR USE OF TRENDNET'S PRODUCTS.

TRENDNET SHALL NOT BE LIABLE UNDER THIS WARRANTY IF ITS TESTING AND EXAMINATION DISCLOSE THAT THE ALLEGED DEFECT IN THE PRODUCT DOES NOT EXIST OR WAS CAUSED BY CUSTOMER'S OR ANY THIRD PERSON'S MISUSE, NEGLIGENCE, IMPROPER INSTALLATION OR TESTING, UNAUTHORIZED ATTEMPTS TO REPAIR OR MODIFY, OR ANY OTHER CAUSE BEYOND THE RANGE OF THE INTENDED USE, OR BY ACCIDENT, FIRE, LIGHTNING, OR OTHER HAZARD.

LIMITATION OF LIABILITY: TO THE FULL EXTENT ALLOWED BY LAW TRENDNET ALSO EXCLUDES FOR ITSELF AND ITS SUPPLIERS ANY LIABILITY, WHETHER BASED IN CONTRACT OR TORT (INCLUDING NEGLIGENCE), FOR INCIDENTAL, CONSEQUENTIAL, INDIRECT, SPECIAL, OR PUNITIVE DAMAGES OF ANY KIND, OR FOR LOSS OF REVENUE OR PROFITS, LOSS OF BUSINESS, LOSS OF INFORMATION OR DATA, OR OTHER FINANCIAL LOSS ARISING OUT OF OR IN CONNECTION WITH THE SALE, INSTALLATION, MAINTENANCE, USE, PERFORMANCE, FAILURE, OR INTERRUPTION OF THE POSSIBILITY OF SUCH DAMAGES, AND LIMITS ITS LIABILITY TO REPAIR, REPLACEMENT, OR REFUND OF THE PURCHASE PRICE PAID, AT TRENDNET'S OPTION. THIS DISCLAIMER OF LIABILITY FOR DAMAGES WILL NOT BE AFFECTED IF ANY REMEDY PROVIDED HEREIN SHALL FAIL OF ITS ESSENTIAL PURPOSE.

Governing Law: This Limited Warranty shall be governed by the laws of the state of California.

Note: AC/DC Power Adapter, Cooling Fan, Cables and Power Supply carry a 1-Year Warranty

Certifications

This equipment has been tested and found to comply with FCC and CE Rules.

Operation is subject to the following two conditions:

- (1) This device may not cause harmful interference.
- (2) This device must accept any interference received. Including interference that may cause undesired operation.



Waste electrical and electronic products must not be disposed of with household waste. Please recycle where facilities exist. Check with you Local Authority or Retailer for recycling advice.



NOTE: THE MANUFACTURER IS NOT RESPONSIBLE FOR ANY RADIO OR TV INTERFERENCE CAUSED BY UNAUTHORIZED MODIFICATIONS TO THIS EQUIPMENT. SUCH MODIFICATIONS COULD VOID THE USER'S AUTHORITY TO OPERATE THE EQUIPMENT.

ADVERTENCIA EN CASO DE REQUERIR AC ADAPTER

En todos nuestros equipos se mencionan claramente las características del adaptador de alimentación necesario para su funcionamiento. El uso de un adaptador distinto al mencionado puede producir daños físicos y/o daños al equipo conectado.



TRENDnet Technical Support

US • Canada

Toll Free Telephone: 1(866) 845-3673

24/7 Tech Support



Europe (Germany • France • Italy • Spain • Switzerland • UK)

Toll Free Telephone: +00800 60 76 76 67

English/Espanol - 24/7

Francais/Deutsch - 11am-8pm, Monday - Friday MET

Worldwide

Telephone: +(31) (0) 20 504 05 35

English/Espanol - 24/7

Francais/Deutsch - 11am-8pm, Monday - Friday MET

Product Warranty Registration

Please take a moment to register your product online.

Go to TRENDnet's website at <http://www.trendnet.com/register>

TRENDnet

20675 Manhattan Place

Torrance, CA 90501

USA