

TRENDnet[®]



Quick Installation Guide

TL2-PG284(V1)

Table of Content

1 Magyarországi

1. Kezdés előtt
2. Gyorstájékoztató
3. A hardver telepítése és konfigurálása

1. Mielőtt elkezdené

A csomag tartalma

- TL2-PG284
- Gyors telepítési útmutató
- CD-ROM (Utility és Használati útmutató)
- Tápkábel
- Rack kit

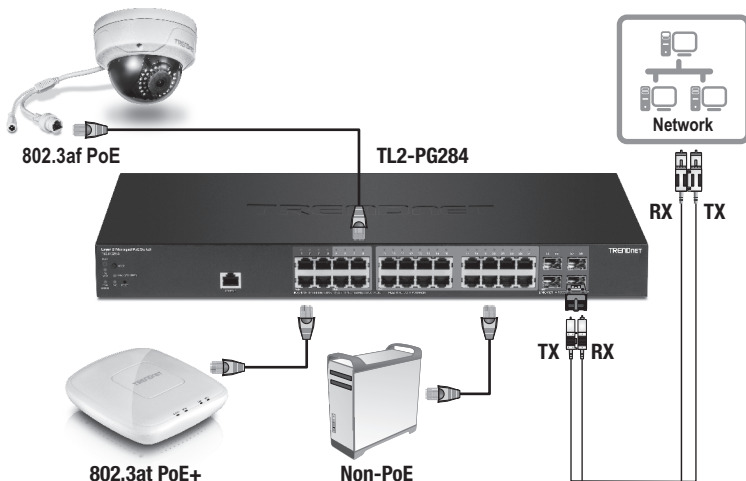
Minimális követelmények

- Számítógép egy Ethernet port és a webböngésző
- Hálózati kábel


Opcionális felszerelés

- EIA szabvány 19 "rack
- SFP modulok (pl. TEG-MGBSX, TEG-MGBS10, TEG-MGBS40, TEG-MGBS80, TEG-MGBS10D3, TEG-MGBS10D5, TEG-MGBS40D3, TEG-MGBS40D5)

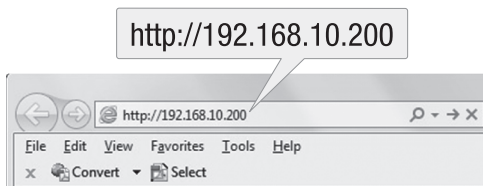
2. Gyors referencia



3. Hardver telepítése és konfigurálása



3. Rendeljen s Tatic IP-címét a számítógép hálózati adapter a alhálózatában 192.168.10.x (pl. 192.168.10.25) és a 255.255.255.0 alhálózati maszkkal.
4. Nyissa meg a webböngészőt, írja be az IP-címét a kapcsoló a címsorba, majd nyomja meg az **Entert**. Az alapértelmezett IP-cím 192.168.10.200.



5. Adja meg a **felhasználói nevét** és jelszavát, majd kattintson a **Bejelentkezés** gombra.
Alapértelmezésben:
Felhasználó név: **admin**
Jelszó: **admin**
Megjegyzés: A felhasználónév és a jelszó kis-és nagybetűket.

User Name: _____
Password: _____
LOGIN

6. Kattintson a **Rendszer** és az n click **IPv4 beállítása**.

7. Állítsa be a kapcsolót, hogy megfeleljen a követelményeknek a hálózat. Majd kattintson az **Alkalmaz** gombra.

System
IPv4 Setup

IPv4 Setup

System MAC Address: 00-01-02-03-04-05
System IP Address: 192.168.1.1
System Subnet: 255.255.255.0
Mask: 255.255.255.0
System Default Gateway: 0.0.0.0
System IP Mode: DHCP

Apply

8. Kattintson az **OK** gombra.

WARNING

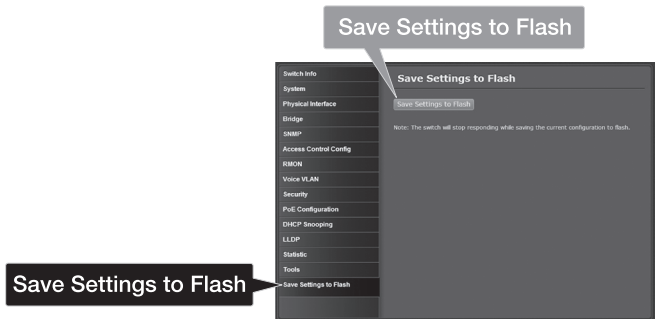
⚠ The management session will be disconnected. Use new IP address to connect to device.

OK Cancel

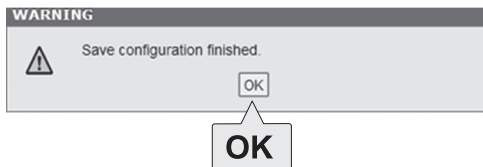
OK

9. Kattintson a **Beállítások mentése Flash** (menüsorban).

10. Kattintson a **Beállítások mentése Flash** (gomb).



11. Kattintson az **OK** gombra.



Megjegyzés:

Als u gemakkelijk ontdekken dat alle TRENDnet schakelaars op het netwerk willen zou, IP-adres toewijzen, wachtwoord wijzigen, dan installeer de TRENDnet Switch Management Utility.

Részletes információkat a **TL2-PG284** konfigurációs és speciális beállításokat, kérjük, olvassa el a használati útmutató a mellékelt CD-ROM-on.

Safety notes



Before using your TRENDnet device for the first time, it is essential to read and understand all safety and operating instructions. Keep instructions in a safe place for future reference.

Some TRENDnet products are rated for outdoor applications and can sustain certain weather conditions.

Please refer to the product's Ingress Protection (IP) rating and the operating humidity and temperature range.

DANGER due to electricity

Warning: Never open TRENDnet devices. Doing so poses the risk of electric shock!

The device is voltage free only when unplugging from the mains power supply.

No physical maintenance of TRENDnet devices is required.

If damage occurs, disconnect the TRENDnet device from the power outlet and contact a qualified technician **ONLY**.

Damage is defined as:

- if the power cable/plug is damaged
- if the device has been submerged in liquid (e.g. rain or water; except products that are rated for outdoor applications)
- if the device is inoperable
- if there is damage to the housing of the device

Only operate TRENDnet devices using a mains power supply.

To disconnect devices from the mains supply, remove the device itself or its mains plug from the power outlet. The power outlet and all connected network devices should be easily accessible so that you can pull the mains plug quickly if needed.

TRENDnet devices are designed for indoor use only and in a dry location (except those that are rated for outdoor applications)

To clean a TRENDnet device, disconnect it from the mains supply first and only use a dry towel.

DANGER due to overheating

Never expose TRENDnet devices to extreme heat (e.g. direct sunlight, fire, or other heat sources). For outdoor rated products, please install the product in an environment that is within the product's operating temperature and humidity range.

Do not interlock multiple TRENDnet devices.

Only install TRENDnet devices in locations with adequate ventilation (slots and openings on the housing are used for ventilation).

- Do not cover TRENDnet devices when operating.
- Do not place any objects on TRENDnet devices.
- Do not insert any foreign objects into the openings of TRENDnet devices.
- Do not place TRENDnet devices next to an open flame (e.g. fire or candles).
- Do not expose TRENDnet devices to direct heat (e.g. radiator or direct sunlight).

Certifications

This device complies with Part 15 of the FCC Rules.

Operation is subject to the following two conditions:

- (1) This device may not cause harmful interference.
- (2) This device must accept any interference received.

Including interference that may cause undesired operation.



Waste electrical and electronic products must not be disposed of with household waste. Please recycle where facilities exist. Check with your Local Authority or Retailer for recycling advice.

Applies to PoE Products Only: This product is to be connected only to PoE networks without routing to the outside plant.

Note

The Manufacturer is not responsible for any radio or TV interference caused by unauthorized modifications to this equipment. Such modifications could void the user's authority to operate the equipment.

Advertencia

En todos nuestros equipos se mencionan claramente las características del adaptador de alimentación necesario para su funcionamiento. El uso de un adaptador distinto al mencionado puede producir daños físicos y/o daños al equipo conectado. El adaptador de alimentación debe operar con voltaje y frecuencia de la energía eléctrica domiciliar existente en el país o zona de instalación.

Technical Support

If you have any questions regarding the product installation, please contact our Technical Support.

Toll free US/Canada: **1-866-845-3673**

Regional phone numbers available at www.trendnet.com/support

TRENDnet

20675 Manhattan Place
Torrance, CA 90501
USA

Product Warranty Registration

Please take a moment to register your product online. Go to TRENDnet's website at:

www.trendnet.com/register