



# TRENDnet



## User's Guide



# TK-207K

# Table of Contents

Français .....	1
1. Avant de commencer .....	1
2. Comment effectuer les connexions .....	2
3. Fonctionnement .....	4
Troubleshooting .....	5

# 1. Avant de commencer



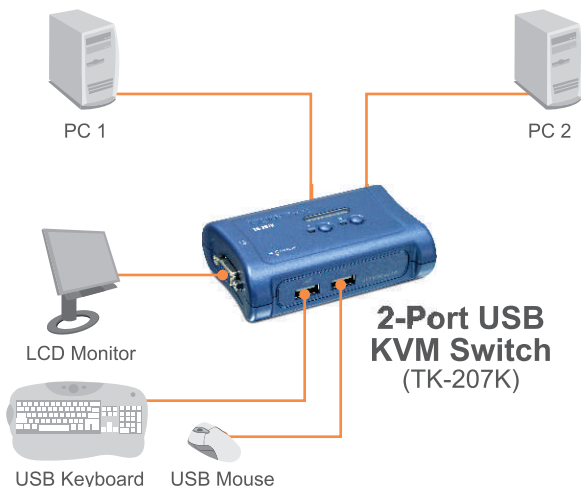
## Contenu de l'emballage

- TK-207K
- Guide de l'utilisateur en plusieurs langues
- CD-ROM contenant l'utilitaire
- 2 ensembles de câbles Audio KVM

## Configuration du système

- Clavier USB de type A
- Souris USB de type A
- Moniteur compatible VGA ou SVGA
- Windows 98/ME/2000/XP/2003, Linux et Mac OS.

## Application



## 2. Comment effectuer les connexions

Remarque: Le Switch USB KVM TK-207K ne nécessite aucun pilote ni logiciel.

1. Eteignez les deux PC et leurs périphériques et débranchez tous les cordons d'alimentation.

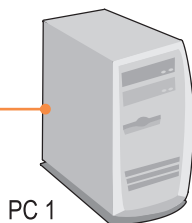
2. Branchez le clavier, le moniteur et la souris partagés au port console du Switch KVM.



3. Utilisez les câbles KVM fournis pour brancher votre PC à votre switch KVM.



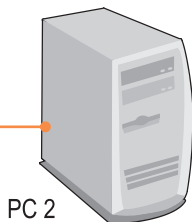
**4. Allumez** le premier ordinateur et attendez qu'il soit entièrement démarré.



**5.** Appuyez sur le bouton du panneau frontal du Switch KVM pour sélectionner le deuxième ordinateur.



**6.** Allumez le deuxième ordinateur et attendez qu'il soit entièrement démarré.



**L'installation est maintenant complète.**

## 3. Fonctionnement

Remarque: Pour passer d'un PC à l'autre, vous pouvez utiliser les boutons du panneau frontal du Switch KVM, une séquence de touches de raccourci à l'aide du clavier ou l'utilitaire client (uniquement avec Windows) Pour davantage de détails concernant l'utilitaire client, veuillez consulter le manuel de ce dernier sur le CD-ROM.

### Boutons du panneau frontal

Appuyez sur le bouton correspondant du panneau frontal afin de sélectionner votre PC.



### Séquences de touches de raccourci

Après avoir appuyé sur la touche ScrLk, vous disposez de 2 secondes pour appuyer à nouveau sur cette dernière. Si vous n'enfoncez aucune touche dans les deux secondes, le mode « accès rapide » est annulé.

#### *Commande universelle de raccourci*

Commande	Combinaison de touches	Description
Sélection du PC	ScrLk + ScrLk	Sélection du canal PC actif, canal PC 1 ou canal PC 2.

**Q1: Where is the power supply? I did not find one in the box.**

**A1:** The TK-207K does not require a power supply. It draws power from your computer's USB connection. As long as your KVM switch is connected to the USB port, it will receive the necessary power to function.

**Q2: I have the KVM switch connected properly, but my keyboard and mouse don't work.**

**A2:** Please make sure your USB port is working properly by testing it with your other USB devices. Once you confirm that the USB port is functional, please reboot your computers, and try to use the KVM switch again.

**Q3: Can I connect and disconnect the USB cables while the computers are turned on?**

**A3:** Yes, you can connect or disconnect the USB cables while the computers are turned on because the USB interface is Plug-and-Play and Hot-Pluggable.

**Q4: Will the KVM switch remember the keyboard settings between computers?**

**A4:** Yes, the KVM switch will remember the keyboard settings when switching between your computers. (i.e.: Cap lock, Num key, etc.)

**Q5: How do I switch from one computer to another with the KVM switch?**

**A5:** PC User: Push Buttons, Hot-Key Commands or Client Switch Utility  
Mac User: Push Buttons  
Linux User: Universal Hot-Key Commands

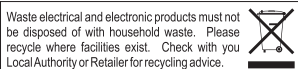
If you have further questions, please contact TRENDnet's Technical Support Department.

## Certifications

This equipment has been tested and found to comply with FCC and CE Rules. Operation is subject to the following two conditions:

- (1) This device may not cause harmful interference.
- (2) This device must accept any interference received.

Including interference that may cause undesired operation.



**NOTE:** THE MANUFACTURER IS NOT RESPONSIBLE FOR ANY RADIO OR TV INTERFERENCE CAUSED BY UNAUTHORIZED MODIFICATIONS TO THIS EQUIPMENT. SUCH MODIFICATIONS COULD VOID THE USER'S AUTHORITY TO OPERATE THE EQUIPMENT.

## Limited Warranty

TRENDnet warrants its products against defects in material and workmanship, under normal use and service, for the following lengths of time from the date of purchase.

### TK-207K - 2 Years Warranty

If a product does not operate as warranted above during the applicable warranty period, TRENDnet shall, at its option and expense, repair the defective product or part, deliver to customer an equivalent product or part to replace the defective item, or refund to customer the purchase price paid for the defective product. All products that are replaced will become the property of TRENDnet. Replacement products may be new or reconditioned.

TRENDnet shall not be responsible for any software, firmware, information, or memory data of customer contained in, stored on, or integrated with any products returned to TRENDnet pursuant to any warranty.

There are no user serviceable parts inside the product. Do not remove or attempt to service the product by any unauthorized service center. This warranty is voided if (i) the product has been modified or repaired by any unauthorized service center, (ii) the product was subject to accident, abuse, or improper use (iii) the product was subject to conditions more severe than those specified in the manual.

Warranty service may be obtained by contacting TRENDnet office within the applicable warranty period for a Return Material Authorization (RMA) number, accompanied by a copy of the dated proof of the purchase. Products returned to TRENDnet must be pre-authorized by TRENDnet with RMA number marked on the outside of the package, and sent prepaid, insured and packaged appropriately for safe shipment.



WARRANTIES EXCLUSIVE: IF THE TRENDnet PRODUCT DOES NOT OPERATE AS WARRANTED ABOVE, THE CUSTOMER'S SOLE REMEDY SHALL BE, AT TRENDnet'S OPTION, REPAIR OR REPLACEMENT. THE FOREGOING WARRANTIES AND REMEDIES ARE EXCLUSIVE AND ARE IN LIEU OF ALL OTHER WARRANTIES, EXPRESSED OR IMPLIED, EITHER IN FACT OR BY OPERATION OF LAW, STATUTORY OR OTHERWISE, INCLUDING WARRANTIES OF MERCHANTABILITY AND FITNESS FOR A PARTICULAR PURPOSE. TRENDnet NEITHER ASSUMES NOR AUTHORIZES ANY OTHER PERSON TO ASSUME FOR IT ANY OTHER LIABILITY IN CONNECTION WITH THE SALE, INSTALLATION MAINTENANCE OR USE OF TRENDnet'S PRODUCTS.

TRENDnet SHALL NOT BE LIABLE UNDER THIS WARRANTY IF ITS TESTING AND EXAMINATION DISCLOSE THAT THE ALLEGED DEFECT IN THE PRODUCT DOES NOT EXIST OR WAS CAUSED BY CUSTOMER'S OR ANY THIRD PERSON'S MISUSE, NEGLIGENCE, IMPROPER INSTALLATION OR TESTING, UNAUTHORIZED ATTEMPTS TO REPAIR OR MODIFY, OR ANY OTHER CAUSE BEYOND THE RANGE OF THE INTENDED USE, OR BY ACCIDENT, FIRE, LIGHTNING, OR OTHER HAZARD.

LIMITATION OF LIABILITY: TO THE FULL EXTENT ALLOWED BY LAW TRENDnet ALSO EXCLUDES FOR ITSELF AND ITS SUPPLIERS ANY LIABILITY, WHETHER BASED IN CONTRACT OR TORT (INCLUDING NEGLIGENCE), FOR INCIDENTAL, CONSEQUENTIAL, INDIRECT, SPECIAL, OR PUNITIVE DAMAGES OF ANY KIND, OR FOR LOSS OF REVENUE OR PROFITS, LOSS OF BUSINESS, LOSS OF INFORMATION OR DATE, OR OTHER FINANCIAL LOSS ARISING OUT OF OR IN CONNECTION WITH THE SALE, INSTALLATION, MAINTENANCE, USE, PERFORMANCE, FAILURE, OR INTERRUPTION OF THE POSSIBILITY OF SUCH DAMAGES, AND LIMITS ITS LIABILITY TO REPAIR, REPLACEMENT, OR REFUND OF THE PURCHASE PRICE PAID, AT TRENDnet'S OPTION. THIS DISCLAIMER OF LIABILITY FOR DAMAGES WILL NOT BE AFFECTED IF ANY REMEDY PROVIDED HEREIN SHALL FAIL OF ITS ESSENTIAL PURPOSE.

Governing Law: This Limited Warranty shall be governed by the laws of the state of California.

AC/DC Power Adapter, Cooling Fan, and Power Supply carry 1 Year Warranty



# TRENDnet

## TRENDnet Technical Support

### US • Canada

**Toll Free Telephone:** 1(866) 845-3673

24/7 Tech Support



### Europe (Germany • France • Italy • Spain • Switzerland • UK)

**Toll Free Telephone:** +00800 60 76 76 6

### Worldwide

**Telephone:** +(31) (0) 20 504 05 35

English/Espanol - 24/7

Francais/Deutsch - 11am-8pm, Monday - Friday MET

## Product Warranty Registration

Please take a moment to register your product online.

Go to TRENDnet's website at <http://www.trendnet.com>

## TRENDnet

3135 Kashiwa Street  
Torrance, CA 90505  
USA