



Quick Installation Guide



**100Base-FX
Fiber Converters**

Table of Contents

Русский	1
1. Что нужно сделать в самом начале	1
2. Установка оборудования	2
Specifications	4
Ordering Information.....	5
Troubleshooting	6

1. Что нужно сделать в самом начале








Содержимое упаковки

- Волоконный преобразователь
- Руководство по быстрой установке
- Блок питания (7,5 пост. т., 1,5А)

Минимальные требования

- Место, в котором отсутствуют источники электромагнитных полей (напр., двигатели), вибрация, пыль, и куда не проникает прямой солнечный свет
- Шасси TFC-1600 (дополнительно) или устойчивая, ровная поверхность, выдерживающая вес волоконного преобразователя.
- Коммутатор Ethernet 10/100 Мбит/с
- Волоконные кабели – многомодовые или одномодовые
- Кабель CAT-5 RJ-45 Ethernet

Описание изделия

Model Name	Multi/Single-Mode	Fiber Connector
TFC-110MM	Multi-Mode (Duplex)	MT-RJ 
TFC-110MST		ST 
TFC-110MSC		SC 
TFC-15MS100		
TFC-110S15		
TFC-110S30		
TFC-110S60		
TFC-110S100	Single-Mode (Duplex)	SC 
TFC-110S20D3		
TFC-110S20D5		
TFC-110S40D3		
TFC-110S40D5		
TFC-110S40D5	Single-Mode Bidirectional (Simplex)	SC 

Установка 2 отдельных преобразователей

1. Присоедините волоконный кабель к преобразователю. Данный кабель должен быть многомодовым, для the TFC-110MM/MST/MSC. Данный кабель должен быть одномодовым, TFC-110S15/S30/S60/S100/S20D3/S20D5/S40D3/S40D5.

2. Подключите кабель RJ-45 Ethernet от порта Ethernet на преобразователе к порту Ethernet на коммутаторе (напр., TEG-424WS).

3. Присоедините силовой адаптер к задней панели преобразователя.




Примечание: кабели TX и RX нужно переставить на противоположном волоконном соединении.

Примечание: Устройство TFC-110S20D3 должно быть спарено с устройством TFC-110S20D5. Устройство TFC-110S40D3 должно быть спарено с устройством TFC-110S40D5.

Примечание: устройство TFC-15MS100 преобразует многомодовый волоконный носитель в одномодовый, оно может подключаться к коммутатору с многомодовым волоконным соединением типа SC (напр., TEG-S3000i с волоконными модулями) для увеличения расстояния до 15 км при одномодовом волоконном кабеле.

Установка преобразователя в шасси

4. Отверните винты на крышке нужного отсека шасси.



5. Отверните винт с накатной головкой и снимите волоконный преобразователь с металлического корпуса



6. Задвиньте преобразователь носителей в имеющееся гнездо и заверните винт с накатной головкой.



Установка завершена.

Зарегистрируйте свой продукт

Для того, чтобы воспользоваться сервисным обслуживанием и поддержкой на высшем уровне, предлагаем вам зарегистрировать свой продукт в режиме онлайн здесь: <http://www.trendnet.ru/products/registration.php>
Благодарим Вас за то, что Вы выбрали TRENDnet

Specifications

Applicable Standards:	IEEE 802.3 10BASE-T IEEE 802.3u 100BASE-TX & 100BASE-FX
Fixed Ports:	1 TX port, 1 FX port
Speed:	10/20Mbps for half/full-duplex 100/200Mbps for half/full-duplex
Forwarding rate:	148,800pps
LED Indicators:	<u>TFC-110 series</u> Per Unit: Power; Speed (100) Per Port: FDX/COL, LINK/ACT <u>TFC-15MS100</u> Per Unit: Power Per Port: Link/ACT
DIP Switches:	TFC-110 series: Duplex (On/half-duplex, Off/full-duplex) TFC-15MS100: None
Cable :	<u>10BASE-T</u> : 2-pair UTP Cat. 3,4,5 <u>100BASE-TX</u> : 2-pair UTP Cat. 5 <u>100BASE-SX</u> : 62.5/125um or 50/125um multi-mode fiber optic cable <u>100BASE-LX</u> : 9/125um or 10/125um single-mode fiber optic cable
Dimensions:	L120 × W88 × H25 mm
Weight:	305 g
Power:	External power adaptor 7.5V 1.5A
Power Consumption:	7.2W Max.
Temperature:	Operating: 0°C ~ 40°C (32°F ~ 104°F) Storage: -25°C ~ 70°C (-13°F ~ 158°F)
Humidity:	10 ~ 90%, non-condensing
Certifications:	FCC part 15 Class B, CISPR ClassB, VCCI Class B, CE Mark

Media Converters							
Model Number	Port 1			Port 2			
	Speed (Mbps)	Cable/Connector	Max. Distance	Speed (Mbps)	Wavelength	Cable/(125 μ m) /Connector	Max. Distance
TFC-110MSC	10/100	Cat. 3, 4, 5, EIA/TIA-568 100-ohm STP	100m	100	1300nm	MMF (50 μ m or 62.5 μ m) SC	2 km
TFC-110MST	10/100	Cat. 3, 4, 5, EIA/TIA-568 100-ohm STP	100m	100	1300nm	MMF (50 μ m or 62.5 μ m) ST	2 km
TFC-110MM	10/100	Cat. 3, 4, 5, EIA/TIA-568 100-ohm STP	100m	100	1300nm	MMF (50 μ m or 62.5 μ m) MT-RJ	2 km
TFC-110S15	10/100	Cat. 3, 4, 5, EIA/TIA-568 100-ohm STP	100m	100	1300nm	SMF (9 μ m or 10 μ m) SC	15 km
TFC-110S30	10/100	Cat. 3, 4, 5, EIA/TIA-568 100-ohm STP	100m	100	1300nm	SMF (9 μ m or 10 μ m) SC	30 km
TFC-110S60	10/100	Cat. 3, 4, 5, EIA/TIA-568 100-ohm STP	100m	100	1300nm	SMF (9 μ m or 10 μ m) SC	60 km
TFC-110S100	10/100	Cat. 3, 4, 5, EIA/TIA-568 100-ohm STP	100m	100	1300nm	SMF (9 μ m or 10 μ m) SC	100 km
TFC-110S20D3	10/100	Cat. 3, 4, 5, EIA/TIA-568 100-ohm STP	100m	100	TX: 1310nm RX: 1550nm	Bi-directional SMF (9 μ m or 10 μ m) SC	20 km
TFC-110S20D5	10/100	Cat. 3, 4, 5, EIA/TIA-568 100-ohm STP	100m	100	TX: 1550nm RX: 1310nm	Bi-directional SMF (9 μ m or 10 μ m) SC	20 km
TFC-110S40D3	10/100	Cat. 3, 4, 5, EIA/TIA-568 100-ohm STP	100m	100	TX: 1310nm RX: 1550nm	Bi-directional SMF (9 μ m or 10 μ m) SC	40 km
TFC-110S40D5	10/100	Cat. 3, 4, 5, EIA/TIA-568 100-ohm STP	100m	100	TX: 1550nm RX: 1310nm	Bi-directional SMF (9 μ m or 10 μ m) SC	40 km
TFC-15MS100	100	MMF 1300nm (50 μ m or 62.5 μ m) SC	2 km	100	1300nm	SMF (9 μ m or 10 μ m) SC	15 km

Note: MMF (multi-mode fiber); SMR (single-mode fiber)

Q1: After connecting the Fiber converter, the LEDs do not turn on. What should I do?

A1: First, check that the power outlet is receiving power. Second, make sure the power adapter is firmly connected to the Fiber converter and the power outlet. Third, make sure the Ethernet and the Fiber cables are connected.

Q2: All the LEDs are on, but I can't make a connection. What should I do?

A2: First, verify that you are using the proper fiber cable (e.g. multi-mode fiber cable for multi-mode converter; single-mode fiber cables for single-mode converters). Second, verify that the TX and RX cables have been reverse on the opposite Fiber connection. Third, power down the fiber converters and the switches. Wait 15 seconds, then plug the switches and the fiber converters back in.

Q3: What is the maximum distance that is supported by the fiber converter?

A3: Please reference section 4 for distance information.

If you still encounter problems or have any questions regarding the Fiber Converters please contact TRENDnet's Technical Support Department.

Limited Warranty

TRENDnet warrants its products against defects in material and workmanship, under normal use and service, for the following lengths of time from the date of purchase.

Fiber Converters	5 Year Limited Warranty
-------------------------	--------------------------------

If a product does not operate as warranted above during the applicable warranty period, TRENDnet shall, at its option and expense, repair the defective product or deliver to customer an equivalent product to replace the defective item. All products that are replaced will become the property of TRENDnet. Replacement products may be new or reconditioned.

TRENDnet shall not be responsible for any software, firmware, information, or memory data of customer contained in, stored on, or integrated with any products returned to TRENDnet pursuant to any warranty.

There are no user serviceable parts inside the product. Do not remove or attempt to service the product through any unauthorized service center. This warranty is voided if (i) the product has been modified or repaired by any unauthorized service center, (ii) the product was subject to accident, abuse, or improper use (iii) the product was subject to conditions more severe than those specified in the manual.

Warranty service may be obtained by contacting TRENDnet office within the applicable warranty period for a Return Material Authorization (RMA) number, accompanied by a copy of the dated proof of the purchase. Products returned to TRENDnet must be pre-authorized by TRENDnet with RMA number marked on the outside of the package, and sent prepaid, insured and packaged appropriately for safe shipment.

WARRANTIES EXCLUSIVE: IF THE TRENDNET PRODUCT DOES NOT OPERATE AS WARRANTED ABOVE, THE CUSTOMER'S SOLE REMEDY SHALL BE, AT TRENDNET'S OPTION, REPAIR OR REPLACEMENT. THE FOREGOING WARRANTIES AND REMEDIES ARE EXCLUSIVE AND ARE IN LIEU OF ALL OTHER WARRANTIES, EXPRESSED OR IMPLIED, EITHER IN FACT OR BY OPERATION OF LAW, STATUTORY OR OTHERWISE, INCLUDING WARRANTIES OF MERCHANTABILITY AND FITNESS FOR A PARTICULAR PURPOSE. TRENDNET NEITHER ASSUMES NOR AUTHORIZES ANY OTHER PERSON TO ASSUME FOR IT ANY OTHER LIABILITY IN CONNECTION WITH THE SALE, INSTALLATION, MAINTENANCE OR USE OF TRENDNET'S PRODUCTS.

TRENDNET SHALL NOT BE LIABLE UNDER THIS WARRANTY IF ITS TESTING AND EXAMINATION DISCLOSE THAT THE ALLEGED DEFECT IN THE PRODUCT DOES NOT EXIST OR WAS CAUSED BY CUSTOMER'S OR ANY THIRD PERSON'S MISUSE, NEGLIGENCE, IMPROPER INSTALLATION OR TESTING, UNAUTHORIZED ATTEMPTS TO REPAIR OR MODIFY, OR ANY OTHER CAUSE BEYOND THE RANGE OF THE INTENDED USE, OR BY ACCIDENT, FIRE, LIGHTNING, OR OTHER HAZARD.

LIMITATION OF LIABILITY: TO THE FULL EXTENT ALLOWED BY LAW TRENDNET ALSO EXCLUDES FOR ITSELF AND ITS SUPPLIERS ANY LIABILITY, WHETHER BASED IN CONTRACT OR TORT (INCLUDING NEGLIGENCE), FOR INCIDENTAL, CONSEQUENTIAL, INDIRECT, SPECIAL, OR PUNITIVE DAMAGES OF ANY KIND, OR FOR LOSS OF REVENUE OR PROFITS, LOSS OF BUSINESS, LOSS OF INFORMATION OR DATA, OR OTHER FINANCIAL LOSS ARISING OUT OF OR IN CONNECTION WITH THE SALE, INSTALLATION, MAINTENANCE, USE, PERFORMANCE, FAILURE, OR INTERRUPTION OF THE POSSIBILITY OF SUCH DAMAGES, AND LIMITS ITS LIABILITY TO REPAIR, REPLACEMENT, OR REFUND OF THE PURCHASE PRICE PAID, AT TRENDNET'S OPTION. THIS DISCLAIMER OF LIABILITY FOR DAMAGES WILL NOT BE AFFECTED IF ANY REMEDY PROVIDED HEREIN SHALL FAIL OF ITS ESSENTIAL PURPOSE.

Governing Law: This Limited Warranty shall be governed by the laws of the state of California.

Note: AC/DC Power Adapter, Cooling Fan, Cables and Power Supply carry 1-Year Warranty

Certifications

This equipment has been tested and found to comply with FCC and CE Rules.

Operation is subject to the following two conditions:

- (1) This device may not cause harmful interference.
- (2) This device must accept any interference received. Including interference that may cause undesired operation.



Waste electrical and electronic products must not be disposed of with household waste. Please recycle where facilities exist. Check with you Local Authority or Retailer for recycling advice.



NOTE: THE MANUFACTURER IS NOT RESPONSIBLE FOR ANY RADIO OR TV INTERFERENCE CAUSED BY UNAUTHORIZED MODIFICATIONS TO THIS EQUIPMENT. SUCH MODIFICATIONS COULD VOID THE USER'S AUTHORITY TO OPERATE THE EQUIPMENT.

ADVERTENCIA

En todos nuestros equipos se mencionan claramente las características del adaptador de alimentación necesario para su funcionamiento. El uso de un adaptador distinto al mencionado puede producir daños físicos y/o daños al equipo conectado. El adaptador de alimentación debe operar con voltaje y frecuencia de la energía eléctrica domiciliar existente en el país o zona de instalación.



Product Warranty Registration

Please take a moment to register your product online.
Go to TRENDnet's website at <http://www.trendnet.com/register>

TRENDnet[®]
20675 Manhattan Place
Torrance, CA 90501
USA