TRENDnet®



Quick Installation Guide

TEW-ASAL1

H/W: V2

Table of Contents

Deutsch 1
1. Bevor Sie anfangen 1
2. Installation der Hardware 2
Troubleshooting 5

1. Bevor Sie anfangen

Packungsinhalt

- TEW-ASAL1
- L-förmige Halterung
- Befestigungselemente
  - 2 Holzschrauben
  - 2 Wand-/Gipsdübel
- Witterungsbeständiges Band
- Anleitung zur Schnellinstallation

Systemanforderungen

- TEW-455APBO
- TRENDnet Außenantenne (e.g. TEW-AO08O, TEW-AO09D, TEW-AO10O, TEW-AO12O, TEW-AO14D, TEW-AO19D)
- Kreuzschraubendreher
- Bohrer

Anwendung

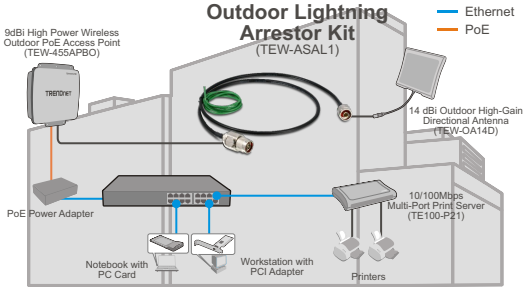

2. Installation der Hardware

1. Nehmen Sie die Staubkappe vom Anschluss „EXT“ des Außen-AP und schrauben Sie ein Ende des Kabelanschlusses TEW-ASAL1 an.

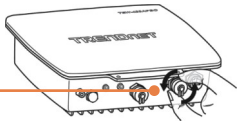

2. Nehmen Sie die Staubschutzkappe vom Ende des TEW-ASAL1 ab und schließen Sie den TEW-455APBO an.

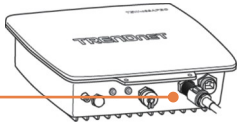

3. Nehmen Sie die Staubschutzkappe vom anderen Ende des TEW-ASAL1 ab.

4. Schließen Sie das andere Ende des TEW-ASAL1 an eine Außenantenne an.



6. Wickeln Sie das mitgelieferte witterungsbeständige Band um die Anschlüsse.

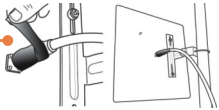

7. Verbinden Sie das Erdungskabel mit einem geerdeten Gegenstand, z.B. Erdungsstange, geerdetes elektrisches System, Gebäudeteil.

Wandmontage

Bemerkung: Wenn Sie das Kabel an einer Wand befestigen wollen, können Sie die mitgelieferte L-förmige Halterung verwenden.

1. Wählen Sie einen geeigneten Standort für das Gerät aus. Setzen Sie die mitgelieferte L-förmige Halterung am gewünschten Ort an und markieren Sie die Bohrlöcher. Bohren Sie an diesen Stellen zwei Löcher in die Wand.

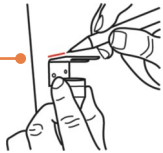

2. Stecken Sie die Dübel in die Löcher und schrauben Sie die Halterung mit Hilfe der beiliegenden Holzschrauben fest.

3. Lösen Sie die Mutter und die Unterlegscheibe. Stecken Sie den TEW-ASAL1 auf die Halterung. Ziehen Sie die Mutter und die Unterlegscheibe dann wieder fest an, so dass der TEW-ASAL1 sicher auf der Halterung sitzt.

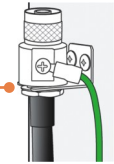

Die Konfiguration ist jetzt abgeschlossen.

Registrieren Sie Ihr Produkt

Nehmen Sie sich bitte einen Moment Zeit und registrieren Sie Ihr Produkt online, so dass Sie unsere umfassenden Support- und Kundendienstleistungen in Anspruch nehmen können: **www.trendnet.com/register**

Vielen Dank für den Kauf eines TRENDnet-Produkts

Q1: When I tried to screw in the TEW-ASAL1, it will not tighten. What should I do?

A1: First, make sure you are using a TEW-455APBO or an Outdoor Access Point with an N-type female connector. Make sure that your External Antenna also has an N-type female connector. Second, make sure that you are turning the correct screw when you are trying to tighten the adapter. Please reference the instructions and diagrams in **Section 2.**

If you still encounter problems or have any questions regarding the **TEW-ASAL1**, please contact TRENDnet's Technical Support Department.

Limited Warranty

TRENDnet warrants its products against defects in material and workmanship, under normal use and service, for the following lengths of time from the date of purchase.

TEW-ASAL1 3 Years Limited Warranty

If a product does not operate as warranted above during the applicable warranty period, TRENDnet shall, at its option and expense, repair the defective product or part, deliver to customer an equivalent product or part to replace the defective item, or refund to customer the purchase price paid for the defective product. All products that are replaced will become the property of TRENDnet. Replacement products may be new or reconditioned.

TRENDnet shall not be responsible for any software, firmware, information, or memory data of customer contained in, stored on, or integrated with any products returned to TRENDnet pursuant to any warranty.

There are no user serviceable parts inside the product. Do not remove or attempt to service the product by any unauthorized service center. This warranty is voided if (i) the product has been modified or repaired by any unauthorized service center, (ii) the product was subject to accident, abuse, or improper use (iii) the product was subject to conditions more severe than those specified in the manual.

Warranty service may be obtained by contacting TRENDnet office within the applicable warranty period for a Return Material Authorization (RMA) number, accompanied by a copy of the dated proof of the purchase. Products returned to TRENDnet must be pre-authorized by TRENDnet with RMA number marked on the outside of the package, and sent prepaid, insured and packaged appropriately for safe shipment.

WARRANTIES EXCLUSIVE: IF THE TRENDnet PRODUCT DOES NOT OPERATE AS WARRANTED ABOVE, THE CUSTOMER'S SOLE REMEDY SHALL BE, AT TRENDnet'S OPTION, REPAIR OR REPLACEMENT. THE FOREGOING WARRANTIES AND REMEDIES ARE EXCLUSIVE AND ARE IN LIEU OF ALL OTHER WARRANTIES, EXPRESSED OR IMPLIED, EITHER IN FACT OR BY OPERATION OF LAW, STATUTORY OR OTHERWISE, INCLUDING WARRANTIES OF MERCHANTABILITY AND FITNESS FOR A PARTICULAR PURPOSE. TRENDnet NEITHER ASSUMES NOR AUTHORIZES ANY OTHER PERSON TO ASSUME FOR IT ANY OTHER LIABILITY IN CONNECTION WITH THE SALE, INSTALLATION MAINTENANCE OR USE OF TRENDnet'S PRODUCTS.

TRENDnet SHALL NOT BE LIABLE UNDER THIS WARRANTY IF ITS TESTING AND EXAMINATION DISCLOSE THAT THE ALLEGED DEFECT IN THE PRODUCT DOES NOT EXIST OR WAS CAUSED BY CUSTOMER'S OR ANY THIRD PERSON'S MISUSE, NEGLECT, IMPROPER INSTALLATION OR TESTING, UNAUTHORIZED ATTEMPTS TO REPAIR OR MODIFY, OR ANY OTHER CAUSE BEYOND THE RANGE OF THE INTENDED USE, OR BY ACCIDENT, FIRE, LIGHTNING, OR OTHER HAZARD.

LIMITATION OF LIABILITY: TO THE FULL EXTENT ALLOWED BY LAW TRENDnet ALSO EXCLUDES FOR ITSELF AND ITS SUPPLIERS ANY LIABILITY, WHETHER BASED IN CONTRACT OR TORT (INCLUDING NEGLIGENCE), FOR INCIDENTAL, CONSEQUENTIAL, INDIRECT, SPECIAL, OR PUNITIVE DAMAGES OF ANY KIND, OR FOR LOSS OF REVENUE OR PROFITS, LOSS OF BUSINESS, LOSS OF INFORMATION OR DATE, OR OTHER FINANCIAL LOSS ARISING OUT OF OR IN CONNECTION WITH THE SALE, INSTALLATION, MAINTENANCE, USE, PERFORMANCE, FAILURE, OR INTERRUPTION OF THE POSSIBILITY OF SUCH DAMAGES, AND LIMITS ITS LIABILITY TO REPAIR, REPLACEMENT, OR REFUND OF THE PURCHASE PRICE PAID, AT TRENDnet'S OPTION. THIS DISCLAIMER OF LIABILITY FOR DAMAGES WILL NOT BE AFFECTED IF ANY REMEDY PROVIDED HEREIN SHALL FAIL OF ITS ESSENTIAL PURPOSE.

Governing Law: This Limited Warranty shall be governed by the laws of the state of California.

AC/DC Power Adapter, Cooling Fan, Power Supply, and Cables carry 1 Year Warranty

Certifications

This equipment has been tested and found to comply with FCC and CE Rules.
Operation is subject to the following two conditions:
(1) This device may not cause harmful interference.
(2) This device must accept any interference received. Including interference that may cause undesired operation.

Waste electrical and electronic products must not be disposed of with household waste. Please recycle where facilities exist. Check with you Local Authority or Retailer for recycling advice.

NOTE: THE MANUFACTURER IS NOT RESPONSIBLE FOR ANY RADIO OR TV INTERFERENCE CAUSED BY UNAUTHORIZED MODIFICATIONS TO THIS EQUIPMENT. SUCH MODIFICATIONS COULD VOID THE USER'S AUTHORITY TO OPERATE THE EQUIPMENT.

ADVERTENCIA EN CASO DE REQUERIR AC ADAPTER
En todos nuestros equipos se mencionan claramente las caracteris-ticas del adaptador de alimentacón necesario para su funcionamiento El uso de un adaptador distinto al mencionado puede producir daños fisicos y/o daños al equipo conectado.

Product Warranty Registration

Please take a moment to register your product online.
Go to TRENDnet's website at http://www.trendnet.com/register

TRENDnet
20675 Manhattan Place
Torrance, CA 90501
USA

Copyright ©2009. All Rights Reserved. TRENDnet.