



## Quick Installation Guide



**TEW-AMBA**

# Table of Contents

Français .....	1
1. Avant de commencer .....	1
2. Installation du matériel .....	2
3. Produits en relation .....	4
Troubleshooting .....	5

# 1. Avant de commencer



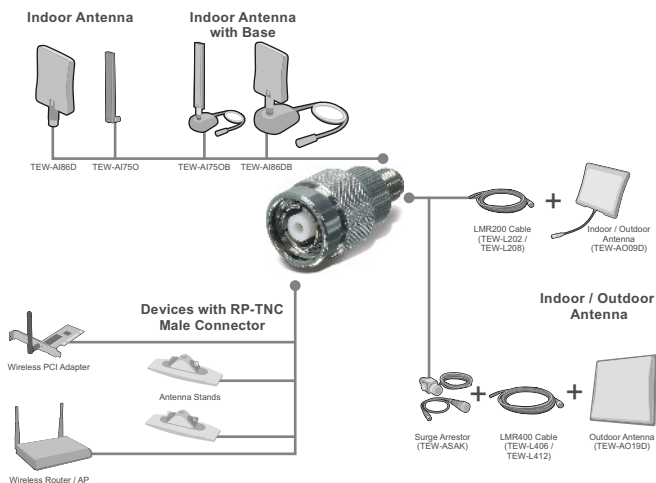
## Contenu de l'emballage

- TEW-AMBA
- Guide d'installation rapide

## Configuration du système

- Point d'accès, routeur sans fil ou adaptateur PCI sans fil 2,4GHz 802.11 b/g ou 5,8 GHz 802.11a avec une prise RP-TNC mâle.
- Antenne avec prise RP-SMA femelle

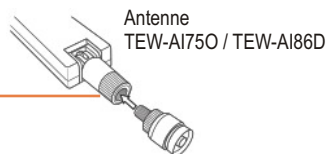
## Application



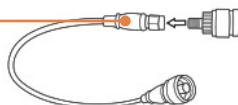
## 2. Installation du matériel

Remarque: Pour une utilisation en extérieur, le protecteur de surcharge TEW-ASAK doit être utilisé avec des câbles pour antenne extérieure soit le TEW-L406 ou bien le TEW-L412

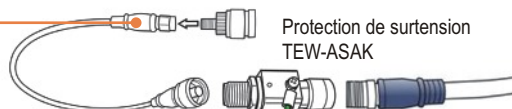
1. Enlevez l'extrémité **mâle RP-SMA** de l'adaptateur et vissez la fermement dans une antenne avec une fiche **RP-SMA femelle**.



Base pour:  
TEW-AI750 / TEW-AI86D



Câble d'antenne intérieure  
TEW-L202 / TEW-L208

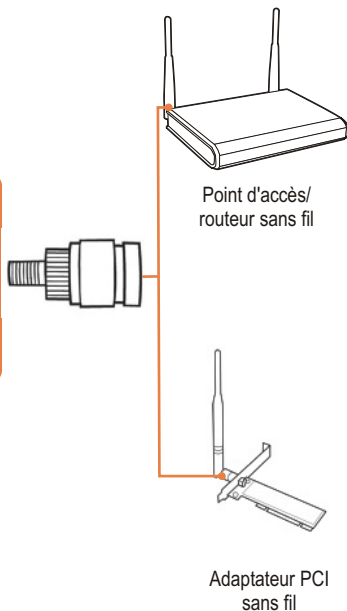


Câble de protection de surtension  
TEW-ASAK

Câble d'antenne extérieur  
TEW-L406 / L412








Remarque: Pour une utilisation en extérieur, le protecteur de surcharge TEW-ASAK doit être utilisé avec des câbles pour antenne extérieure soit le TEW-L406 ou bien le TEW-L412.








2. Saisissez l'extrémité **RP-TNC femelle** de l'adaptateur et vissez-la fermement à un point d'accès, un routeur sans fil ou un adaptateur PCI sans fil avec une prise **RP-TNC mâle**.



**L'installation est maintenant complète.**

### 3. Produits en relation

							
	TEW-AI750	TEW-AI750B	TEW-AI86D	TEW-AI86DB	TEW-AO09D	TEW-AO14D	TEW-AO19D
Type de prise	RP-SMA femelle	RP-SMA femelle	RP-SMA femelle	RP-SMA femelle	Femelle type N	Femelle type N	Femelle type N

							
	TEW-AO08O	TEW-AO10O	TEW-ASAK	TEW-L202	TEW-L208	TEW-L406	TEW-L412
Type de prise	Femelle type N	Femelle type N	Protecteur : Mâle type N vers femelle type N Câble : Mâle type N vers RP-SMA femelle	Mâle type N vers RP-SMA femelle	Mâle type N vers RP-SMA femelle	Mâle type N vers femelle type N	Mâle type N vers femelle type N

**Q1: When I tried to screw in the TEW-AMBA, it will not tighten. What should I do?**

**A1:** First, double check that your wireless device meets the minimum requirements as listed in **Section 1**. Verify with the manufacturer of the wireless device if you are not sure. Second, make sure that you are turning the correct screw when you are trying to tighten the adapter. Please reference the instructions and diagrams in **Section 2**.

**Q2: Can I connect the TEW-AMBA to an outdoor antenna?**

**A2:** The TEW-AMBA can be used for indoor or outdoor applications. For outdoor applications, the TEW-AMBA must be used with the TEW-ASAK Surge Arrestor.

**Q3: How much attenuation (signal loss) will my wireless network experience with the TEW-AMBA?**

**A3:** 0.2dB Max.

**Q4: Will the TEW-AMBA work with my wireless device?**

**A4:** It will work with any access point, antenna, antenna cable, mounting base, wireless router or wireless PCI adapter that meets the minimum requirements as listed in **Section 1**.

If you still encounter problems or have any questions regarding the TEW-AMBA, please contact TRENDnet's Technical Support Department.

## Certifications

This equipment has been tested and found to comply with FCC and CE Rules.

Operation is subject to the following two conditions:

- (1) This device may not cause harmful interference.
- (2) This device must accept any interference received. Including interference that may cause undesired operation.



Waste electrical and electronic products must not be disposed of with household waste. Please recycle where facilities exist. Check with you Local Authority or Retailer for recycling advice.



**NOTE:** THE MANUFACTURER IS NOT RESPONSIBLE FOR ANY RADIO OR TV INTERFERENCE CAUSED BY UNAUTHORIZED MODIFICATIONS TO THIS EQUIPMENT. SUCH MODIFICATIONS COULD VOID THE USER'S AUTHORITY TO OPERATE THE EQUIPMENT.

## Limited Warranty

TRENDnet warrants its products against defects in material and workmanship, under normal use and service, for the following lengths of time from the date of purchase.

### **TEW-AMBA - 3-Year Warranty**

If a product does not operate as warranted above during the applicable warranty period, TRENDnet shall, at its option and expense, repair the defective product or deliver to customer an equivalent product to replace the defective item. All products that are replaced will become the property of TRENDnet. Replacement products may be new or reconditioned.

TRENDnet shall not be responsible for any software, firmware, information, or memory data of customer contained in, stored on, or integrated with any products returned to TRENDnet pursuant to any warranty.

There are no user serviceable parts inside the product. Do not remove or attempt to service the product through any unauthorized service center. This warranty is voided if (i) the product has been modified or repaired by any unauthorized service center, (ii) the product was subject to accident, abuse, or improper use (iii) the product was subject to conditions more severe than those specified in the manual.

Warranty service may be obtained by contacting TRENDnet office within the applicable warranty period for a Return Material Authorization (RMA) number, accompanied by a copy of the dated proof of the purchase. Products returned to TRENDnet must be pre-authorized by TRENDnet with RMA number marked on the outside of the package, and sent prepaid, insured and packaged appropriately for safe shipment.



WARRANTIES EXCLUSIVE: IF THE TRENDNET PRODUCT DOES NOT OPERATE AS WARRANTED ABOVE, THE CUSTOMER'S SOLE REMEDY SHALL BE, AT TRENDNET'S OPTION, REPAIR OR REPLACEMENT. THE FOREGOING WARRANTIES AND REMEDIES ARE EXCLUSIVE AND ARE IN LIEU OF ALL OTHER WARRANTIES, EXPRESSED OR IMPLIED, EITHER IN FACT OR BY OPERATION OF LAW, STATUTORY OR OTHERWISE, INCLUDING WARRANTIES OF MERCHANTABILITY AND FITNESS FOR A PARTICULAR PURPOSE. TRENDNET NEITHER ASSUMES NOR AUTHORIZES ANY OTHER PERSON TO ASSUME FOR IT ANY OTHER LIABILITY IN CONNECTION WITH THE SALE, INSTALLATION, MAINTENANCE OR USE OF TRENDNET'S PRODUCTS.

TRENDNET SHALL NOT BE LIABLE UNDER THIS WARRANTY IF ITS TESTING AND EXAMINATION DISCLOSE THAT THE ALLEGED DEFECT IN THE PRODUCT DOES NOT EXIST OR WAS CAUSED BY CUSTOMER'S OR ANY THIRD PERSON'S MISUSE, NEGLIGENCE, IMPROPER INSTALLATION OR TESTING, UNAUTHORIZED ATTEMPTS TO REPAIR OR MODIFY, OR ANY OTHER CAUSE BEYOND THE RANGE OF THE INTENDED USE, OR BY ACCIDENT, FIRE, LIGHTNING, OR OTHER HAZARD.

LIMITATION OF LIABILITY: TO THE FULL EXTENT ALLOWED BY LAW TRENDNET ALSO EXCLUDES FOR ITSELF AND ITS SUPPLIERS ANY LIABILITY, WHETHER BASED IN CONTRACT OR TORT (INCLUDING NEGLIGENCE), FOR INCIDENTAL, CONSEQUENTIAL, INDIRECT, SPECIAL, OR PUNITIVE DAMAGES OF ANY KIND, OR FOR LOSS OF REVENUE OR PROFITS, LOSS OF BUSINESS, LOSS OF INFORMATION OR DATA, OR OTHER FINANCIAL LOSS ARISING OUT OF OR IN CONNECTION WITH THE SALE, INSTALLATION, MAINTENANCE, USE, PERFORMANCE, FAILURE, OR INTERRUPTION OF THE POSSIBILITY OF SUCH DAMAGES, AND LIMITS ITS LIABILITY TO REPAIR, REPLACEMENT, OR REFUND OF THE PURCHASE PRICE PAID, AT TRENDNET'S OPTION. THIS DISCLAIMER OF LIABILITY FOR DAMAGES WILL NOT BE AFFECTED IF ANY REMEDY PROVIDED HEREIN SHALL FAIL OF ITS ESSENTIAL PURPOSE.

Governing Law: This Limited Warranty shall be governed by the laws of the state of California.

Note: AC/DC Power Adapter, Cooling Fan, and Power Supply carry 1-Year Warranty



## TRENDnet Technical Support

### US • Canada

**Toll Free Telephone:** 1(866) 845-3673

24/7 Tech Support



### Europe (Germany • France • Italy • Spain • Switzerland • UK)

**Toll Free Telephone:** +00800 60 76 76 67

English/Espanol - 24/7

Francais/Deutsch - 11am-8pm, Monday - Friday MET

### Worldwide

**Telephone:** +(31) (0) 20 504 05 35

English/Espanol - 24/7

Francais/Deutsch - 11am-8pm, Monday - Friday MET

## Product Warranty Registration

Please take a moment to register your product online.

Go to TRENDnet's website at <http://www.trendnet.com>

**TRENDnet**  
3135 Kashiwa Street  
Torrance, CA 90505  
USA