





Quick Installation Guide  

TEW-AI770B

1.11

Table of Contents

English	1
1. Before You Start	1
2. Hardware Installation	2
Troubleshooting	4

1. Before you start

ENGLISH

FRANÇAIS

DEUTSCH

ESPAÑOL

РУССКИЙ



Package Contents

- TEW-AI770B
- Antenna Mounting Base
- Multi-language Quick Installation Guide
- Mounting Kit

System Requirements

- MIMO Wireless Router, Access Point or Wireless Adapter with detachable antenna and reverse SMA male antenna connectors

Note:

The TEW-AI770B will not work with Wireless Routers, Access Points or Wireless Adapters with 1 antenna or 3 or more antennas.

2. Hardware Installation

1. Screw the 2 provided antennas to the antenna mounting base.



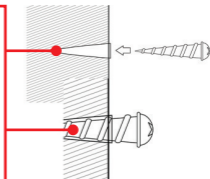
2. Unscrew the 2 antennas from your Wireless Router, Access Point, or Wireless Adapter. Then connect the 2 antenna connectors to your Wireless Router, Access Point or Wireless Adapter.



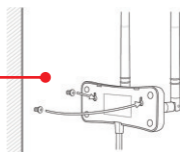
Wall Mount

1. Drill 2 holes 10cm apart from each other using 3mm (1/8 inch) drill bit.

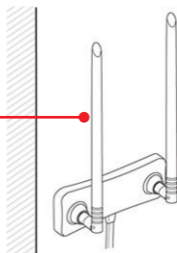
2. Insert fastener plugs into the drilled holes. Then insert the screw into the fastener plug. Leave about 3 to 5mm (1.8 inch) of the threaded screw exposed.



3. Align the holes on the base to the screws and mount the antenna.



4. Position the antennas perpendicular to the ground.



Your Installation is complete

For detailed information regarding the **TEW-AI770B** configuration and advanced settings, please refer to the Troubleshooting section or TRENDnet's website at <http://www.trendnet.com>.

Register Your Product

To ensure the highest level of customer service and support, please take a moment to register your product Online at: www.trendnet.com/register

Thank you for choosing TRENDnet

Troubleshooting

I am unable to connect my antenna to my wireless router or access point. What should I do?

The connector type on your wireless router or access point must be reverse SMA male. Contact the manufacturer of your wireless router or access point regarding the antenna connector type.

Why do some of my wireless PCs receive a strong wireless signals, while other PCs receive a weaker signal?

The TEW-AI770B is an Omni directional antenna and can only send and receive signals from a specified radius. You can adjust the position of the wireless router or access point, extend your TEW-AI770B to an optimal location or move those wireless PCs closer to the wireless access point or router.

My access point indicates that it is receiving power, and my laptop is within range of the TEW-AI770B. However, my laptop does not receive any signals from my access point.

Make sure that you properly connect the antenna to the Access Point. (See 2. Hardware Installation)

Does the TEW-AI770B work with my IEEE 802.11a wireless router, access point or wireless adapter?

No. The TEW-AI770B is only compatible with IEEE 802.11b/g/n MIMO wireless devices with 2 antennas (e.g. TEW-632BRP, TEW-643PI).

Can I connect two wireless devices to the TEW-AI770B

You can not connect two wireless devices to the TEW-AI770B.

If you have any questions regarding the **TEW-AI770B**, please contact TRENDnet Technical Support Department.

Certifications

This equipment has been tested and found to comply with FCC and CE Rules.

Operation is subject to the following two conditions:

- (1) This device may not cause harmful interference.
- (2) This device must accept any interference received. Including interference that may cause undesired operation.



Waste electrical and electronic products must not be disposed of with household waste. Please recycle where facilities exist. Check with you Local Authority or Retailer for recycling advice.



NOTE: THE MANUFACTURER IS NOT RESPONSIBLE FOR ANY RADIO OR TV INTERFERENCE CAUSED BY UNAUTHORIZED MODIFICATIONS TO THIS EQUIPMENT. SUCH MODIFICATIONS COULD VOID THE USER'S AUTHORITY TO OPERATE THE EQUIPMENT.

ADVERTENCIA

En todos nuestros equipos se mencionan claramente las características del adaptador de alimentación necesario para su funcionamiento. El uso de un adaptador distinto al mencionado puede producir daños físicos y/o daños al equipo conectado. El adaptador de alimentación debe operar con voltaje y frecuencia de la energía eléctrica domiciliar existente en el país o zona de instalación.



Product Warranty Registration

Please take a moment to register your product online.
Go to TRENDnet's website at <http://www.trendnet.com/register>

TRENDnet[®]
20675 Manhattan Place
Torrance, CA 90501
USA