

# TRENDnet<sup>®</sup>



---

Quick Installation Guide  
TEW-809UB(V1)

## Table of Content

---

### **1 Română**

1. Pentru Windows
2. Pentru Mac

1

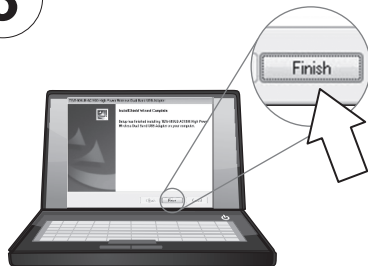


**Notă:** În cazul în care computerul nu include o unitate CD-ROM, descărcați utilitarul și drivere pentru modelul dvs. la [www.trendnet.com/support](http://www.trendnet.com/support).

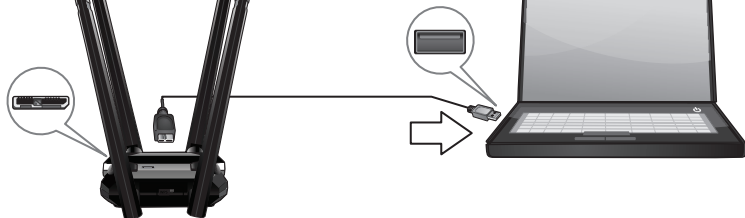
2



3

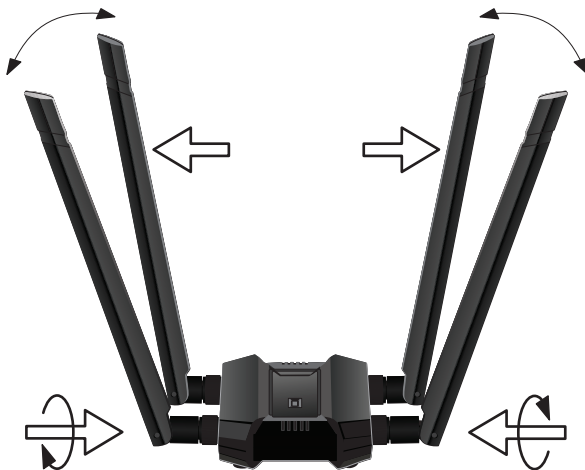


4



**5**

Ataşați antene la adaptor și poziția antenele unghiuri opuse și ușor departe reciproc pe fiecare parte, indicat pentru o acoperire optimă.



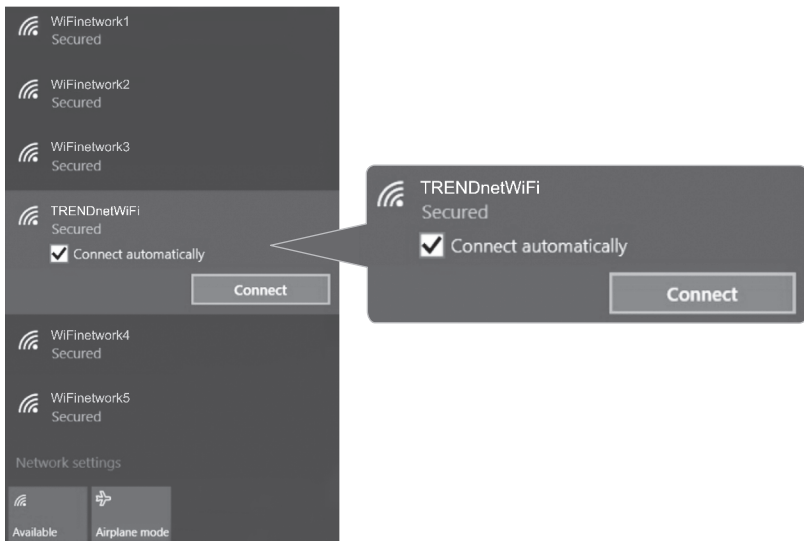
6

Faceți clic pe pictograma wireless din taskbar situat în colțul din dreapta.



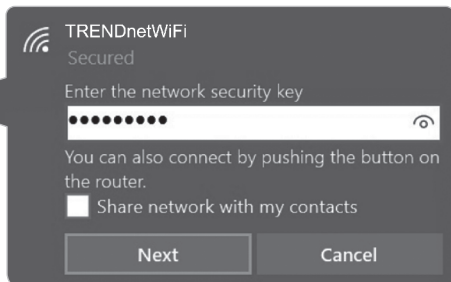
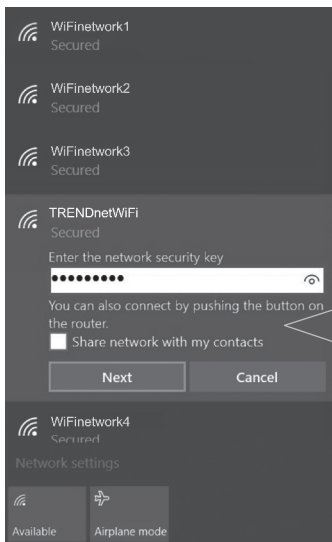
7

Faceți clic pe rețea fără fir care doriți să vă conectați și faceți clic pe **Connect**.




## 8

Introduceți WiFi Key (parola).





## 9



**Notă:** Pentru MAC OS X (10.6-10.11) instrucțiuni vă rugăm să consultați manualul de utilizare.

### Limited Warranty

TRENDnet warrants its products against defects in material and workmanship, under normal use and service, for the following length of time from the date of purchase. Warranty: 3 year limited warranty (When Applicable: 1 year warranty for power adapter, power supply, and cooling fan components.) Visit [TRENDnet.com](http://TRENDnet.com) to review the full warranty policy, rights, and restrictions for this product.

---

### Garantie Limitée

TRENDnet garantit ses produits contre les défauts matériels et de fabrication, dans des conditions normales d'utilisation et de service, pour les durées suivantes, à compter de la date de leur achat. Limitée: 3 ans de garantie limitée (Si applicable: 1 an de garantie sur l'adaptateur secteur, l'alimentation en énergie et les composants du ventilateur de refroidissement.) Visitez [TRENDnet.com](http://TRENDnet.com) pour lire la politique complète de garantie, les droits et les restrictions s'appliquant à ce produit.

---

### Begrenzte Garantie

TRENDnet garantiert, dass seine Produkte bei normaler Benutzung und Wartung während der nachfolgend genannten Zeit ab dem Kaufdatum keine Material- und Verarbeitungsschäden aufweisen. Garantie: 3-Jahres-Garantie (Soweit zutreffend: 1 Jahr Garantie für Netzteil, Stromkabel und Ventilator.) Alle Garantiebedingungen, Rechte und Einschränkungen für dieses Produkt finden Sie auf [TRENDnet.com](http://TRENDnet.com).

---

### Garantía Limitada

TRENDnet garantiza sus productos contra defectos en los materiales y mano de obra, bajo uso y servicio normales, durante el siguiente periodo de tiempo a partir de la fecha de compra. Garantía: 3 años (Cuando proceda: 1 año de garantía para componentes de adaptadores de corriente, fuente de alimentación y ventiladores de refrigeración.) Visite [TRENDnet.com](http://TRENDnet.com) para revisar la política de garantía, derechos y restricciones para este producto.

---

### Ограниченная гарантия

Гарантия компании TRENDnet распространяется на дефекты, возникшие по вине производителя, при соблюдении условий эксплуатации и обслуживания в течение установленного периода с момента приобретения. (Продукт: Ограниченная гарантия: Трехлетняя ограниченная гарантия (Распространяется: На протяжении 1 года на силовые адаптеры, источники питания и компоненты вентилятора охлаждения) Полную версию гарантийных обязательств, а также права пользователя и ограничения при эксплуатации данного продукта смотрите на вебсайте [TRENDnet.com](http://TRENDnet.com).

---

### Garantia Limitada

TRENDnet garante seus produtos contra defeitos em material e mão de obra, sob condições normais de uso e serviço, pelo seguinte tempo a partir da data da compra. Garantia: Garantia limitada de 3 anos. (Quando aplicável: 1 ano de garantia para adaptador de tensão, fonte e componentes de ventoinhas). Visite [TRENDnet.com](http://TRENDnet.com) para conhecer a política de garantia completa, direitos e restrições para este produto.)

---

### Piiratud garantii

TRENDneti tavatingimustes kasutatavatel ja hooldatavatel toodetel on järgmise ajavahemiku jooksul (alates ostukuupäevast) tootmis-ja materjalidefektide garantii. garantii: 3-aastane piiratud garantii. (Garantii kohaldatakse: toiteadapteri, toiteallika ja jahutusventilaatori osadel on 1-aastane garantii.) Täisgarantii põhimõtte, õiguste ja piirangute kohta leiate lisateavet saidilt [TRENDnet.com](http://TRENDnet.com).

---

### Гарантія компанії

Гарантія компанії TRENDnet поширюється на дефекти, що виникли з вини виробника, при дотриманні умов експлуатації та обслуговування протягом встановленого періоду з моменту придбання. (Продукт: Обмежена гарантія: 3 роки обмеженої гарантії (Поширюється: Протягом 1 року на силові адаптери, джерела живлення і компоненти вентилятора охолодження) Повну версію гарантійних зобов'язань, а також права користувача та обмеження при експлуатації даного продукту дивіться на вебсайті [TRENDnet.com](http://TRENDnet.com).

## Safety notes



Before using your TRENDnet device for the first time, it is essential to read and understand all safety and operating instructions. Keep instructions in a safe place for future reference.

Some TRENDnet products are rated for outdoor applications and can sustain certain weather conditions.

Please refer to the product's Ingress Protection (IP) rating and the operating humidity and temperature range.

### **DANGER due to electricity**

Warning: Never open TRENDnet devices. Doing so poses the risk of electric shock!

The device is voltage free only when unplugging from the mains power supply.

No physical maintenance of TRENDnet devices is required.

If damage occurs, disconnect the TRENDnet device from the power outlet and contact a qualified technician ONLY.

Damage is defined as:

- if the power cable/plug is damaged
- if the device has been submerged in liquid (e.g. rain or water; except products that are rated for outdoor applications)
- if the device is inoperable
- if there is damage to the housing of the device

Only operate TRENDnet devices using a mains power supply.

To disconnect devices from the mains supply, remove the device itself or its mains plug from the power outlet. The power outlet and all connected network devices should be easily accessible so that you can pull the mains plug quickly if needed.

TRENDnet devices are designed for indoor use only and in a dry location (except those that are rated for outdoor applications)

To clean a TRENDnet device, disconnect it from the mains supply first and only use a dry towel.

### **DANGER due to overheating**

Never expose TRENDnet devices to extreme heat (e.g. direct sunlight, fire, or other heat sources). For outdoor rated products, please install the product in an environment that is within the product's operating temperature and humidity range.

Do not interlock multiple TRENDnet devices.

Only install TRENDnet devices in locations with adequate ventilation (slots and openings on the housing are used for ventilation).

- Do not cover TRENDnet devices when operating.
- Do not place any objects on TRENDnet devices.
- Do not insert any foreign objects into the openings of TRENDnet devices.
- Do not place TRENDnet devices next to an open flame (e.g. fire or candles).
- Do not expose TRENDnet devices to direct heat (e.g. radiator or direct sunlight).

### Certifications

This device complies with Part 15 of the FCC Rules. Operation is subject to the following two conditions:

- (1) This device may not cause harmful interference.
- (2) This device must accept any interference received. Including interference that may cause undesired operation.



Waste electrical and electronic products must not be disposed of with household waste. Please recycle where facilities exist. Check with your Local Authority or Retailer for recycling advice.

**Applies to PoE Products Only:** This product is to be connected only to PoE networks without routing to the outside plant.

### Note

The Manufacturer is not responsible for any radio or TV interference caused by unauthorized modifications to this equipment. Such modifications could void the user's authority to operate the equipment.

### Advertencia

En todos nuestros equipos se mencionan claramente las características del adaptador de alimentación necesario para su funcionamiento. El uso de un adaptador distinto al mencionado puede producir daños físicos y/o daños al equipo conectado. El adaptador de alimentación debe operar con voltaje y frecuencia de la energía eléctrica domiciliar existente en el país o zona de instalación.

### Technical Support

If you have any questions regarding the product installation, please contact our Technical Support.

Toll free US/Canada: **1-866-845-3673**

Regional phone numbers available at [www.trendnet.com/support](http://www.trendnet.com/support)

### TRENDnet

20675 Manhattan Place  
Torrance, CA 90501  
USA

### Product Warranty Registration

Please take a moment to register your product online. Go to TRENDnet's website at:

[www.trendnet.com/register](http://www.trendnet.com/register)