

TRENDNET[®]



Quick Installation Guide
TEW-809UB(V1)

Table of Contents

1 English

1. For Windows
2. For Mac

1



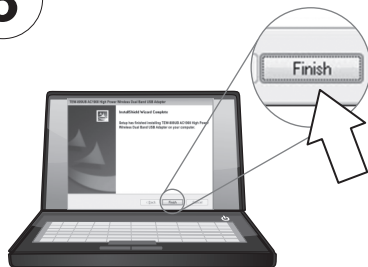
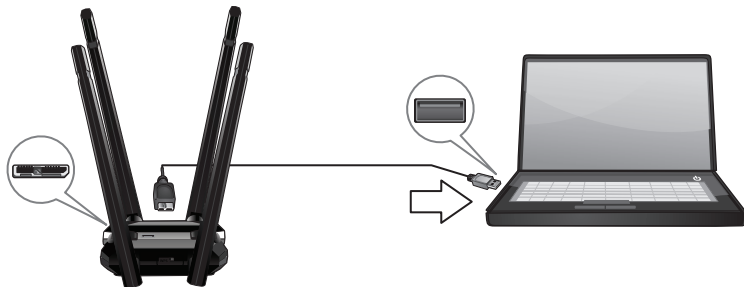
Note: If your computer does not include a CD-ROM drive, download the utility and drivers for your model at www.trendnet.com/support.

Toll Free English Technical Support

US/Canada: 866-845-3673

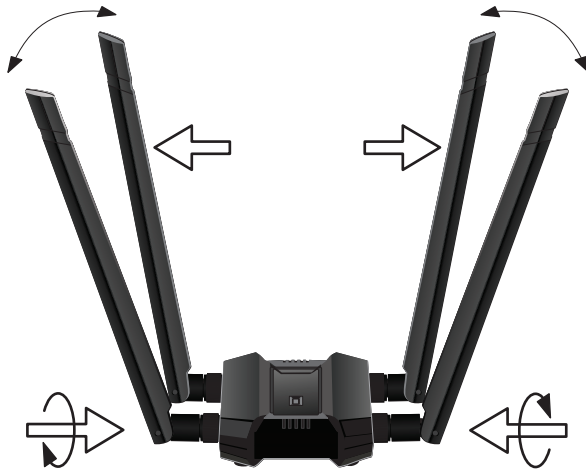
Hours: Monday-Friday

6:00 AM- 8:00 PM, Pacific Time.

2**3****4**

5

Attach antennas to the adapter and position the antennas at opposite angles and slightly away from each other on each side as shown for optimal coverage.



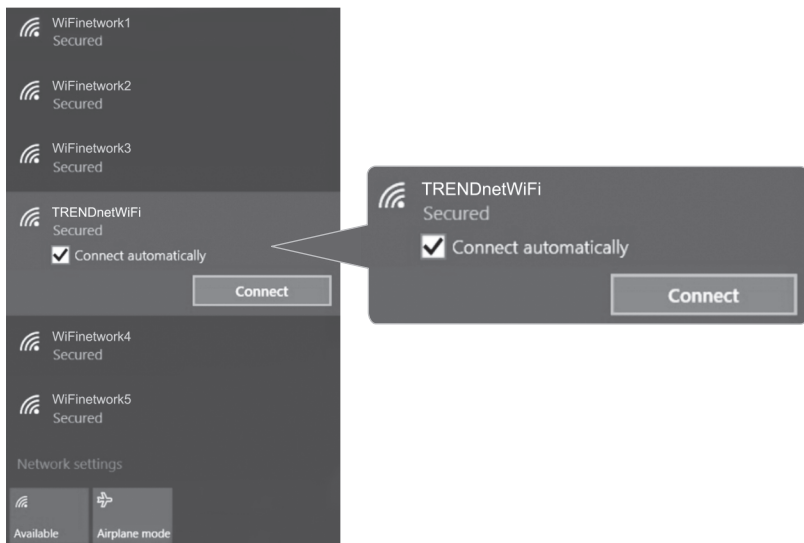
6

Click on the wireless icon in the taskbar located in the bottom right corner.



7

Click on the wireless network you would like to connect and click **Connect**.



8

Enter the WiFi Key (password).

WiFi networks list:

- WiFiNetwork1 Secured
- WiFiNetwork2 Secured
- WiFiNetwork3 Secured
- TRENDnetWiFi Secured**
- WiFiNetwork4 Secured

Enter the network security key

You can also connect by pushing the button on the router.

Share network with my contacts

Next Cancel

Network settings

Available Airplane mode

TRENDnetWiFi Secured


Enter the network security key

You can also connect by pushing the button on the router.

Share network with my contacts

Next Cancel

9



Note: For MAC OS X (10.6-10.11) instructions please refer to the User's Guide.

Declaration of Conformity

TRENDnet[®]

Manufacturer's Name and Address

TRENDnet, Inc.
20675 Manhattan Place
Torrance, CA 90501 USA

Zwolsestraat 156 2587 WB
The Hague The Netherlands



Product Information:

Model Number: TEW-809UB
Product Name: AC1900 High Power Dual Band Wireless USB Adapter
Trade Name: TRENDnet

TRENDnet hereby declare that the product is in compliance with the essential requirements and other relevant provisions under our sole responsibility.

Safety EN 60950-1: 2006 + A11: 2009: + A1: 2010 + A12: 2011 + A2: 2013
EMC EN 55022: 2010 + AC: 2011
EN 55024: 2010
Radio Spectrum & Health EN 300 328 V1.9.1: 2015
EN 301 893 V1.8.1: 2015
EN 62311 2008

This product is herewith confirmed to comply with the Directives.

Directives: Low Voltage Directive 2014/35/EU
EMC Directive 2004/108/EU and 2014/30/EU
RoHS 3 Directive 2015/863/EU
RED Directive 2014/53/EU
RoHS Directive 2011/65/EU
REACH Regulation (EC) No. 1907/2006

Person responsible for this declaration.

Place of Issue: Torrance, California, USA

Date: June 16, 2021

Name: Sonny Su

Title: VP of Technology

Signature:

A handwritten signature in black ink, appearing to read 'Sonny Su', is written over a horizontal line.



Declaration of Conformity

TRENDnet[®]

Manufacturer's Name and Address

TRENDnet, Inc.
20675 Manhattan Place
Torrance, CA 90501 USA



Authorized Representative:
Office: +44 (0) 1635 887 399
Unit 4 Rivermead Business Park,
Pipers Way, Thatcham, RG19 4EP England

Product Information:

Model Number: TEW-809UB
Product Name: AC1900 High Power Dual Band Wireless USB Adapter
Trade Name: TRENDnet

TRENDnet hereby declare that the product is in compliance with the essential requirements and other relevant provisions under our sole responsibility.

Safety EN 60950-1: 2006 + A11: 2009: + A1: 2010 + A12: 2011 + A2: 2013
EMC EN 55022: 2010 + AC: 2011
EN 55024: 2010
Radio Spectrum & Health EN 300 328 V1.9.1: 2015
EN 301 893 V1.8.1: 2015
EN 62311 2008

This product is herewith confirmed to comply with the Directives.

Directives: Electrical Equipment (Safety) Regulations 2016
Electromagnetic Compatibility Regulations 2016
RED Directive 2014/53/EU
The Restriction of the Use of Certain Hazardous Substances in
Electrical and Electronic Equipment Regulations 2012
The REACH Enforcement Regulations 2008 (as amended)

Person responsible for this declaration.

Place of Issue: Torrance, California, USA

Date: June 16, 2021

Name: Sonny Su

Title: VP of Technology

Signature:

A handwritten signature in black ink, appearing to read 'Sonny Su', written over a horizontal line.



Certifications

This device complies with Part 15 of the FCC Rules. Operation is subject to the following two conditions:

- (1) This device may not cause harmful interference.
- (2) This device must accept any interference received. Including interference that may cause undesired operation.



Waste electrical and electronic products must not be disposed of with household waste. Please recycle where facilities exist. Check with your Local Authority or Retailer for recycling advice.

Technical Support

If you have any questions regarding the product installation, please contact our Technical Support.

Toll free US/Canada: **1-866-845-3673**

Regional phone numbers available
at www.trendnet.com/support

TRENDnet

20675 Manhattan Place
Torrance, CA 90501
USA

Applies to PoE Products Only: This product is to be connected only to PoE networks without routing to the outside plant.

Note

The Manufacturer is not responsible for any radio or TV interference caused by unauthorized modifications to this equipment. Such modifications could void the user's authority to operate the equipment.

Advertencia

En todos nuestros equipos se mencionan claramente las características del adaptador de alimentación necesario para su funcionamiento. El uso de un adaptador distinto al mencionado puede producir daños físicos y/o daños al equipo conectado. El adaptador de alimentación debe operar con voltaje y frecuencia de la energía eléctrica domiciliar existente en el país o zona de instalación.

Product Warranty Registration

Please take a moment to register your product online. Go to TRENDnet's website at:

www.trendnet.com/register