


TRENDnet[®]



Quick Installation Guide

TEW-805UBH (V1)

Table of Contents

1 Italiano

1. Prima di cominciare
2. Installazione Windows® OS
3. Installazione Mac® OS

1. Prima di cominciare

Contenuto della confezione

- TEW-805UBH
- Guida di installazione rapida
- CD-ROM (Driver e Guida Utente)

Requisiti di sistema

- Computer con porta USB 2.0 o superiore
- Compatibilità del Sistema operativo:
 - Windows® 10 , 8.1, 8, 7
 - Mac OS® o versione più recente

2. Installazione Windows® OS

1. Inserite il CD di installazione incluso all'interno del drive CD-ROM del vostro computer.

Nota: Se non disponi del CD-ROM incluso, puoi scaricare i driver da <https://www.trendnet.com/support/>



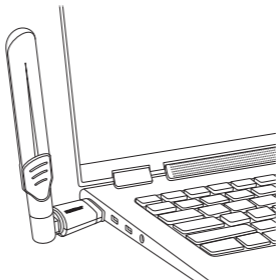
2. Quando si apre la finestra CD Autorun Prompt, clicca su Esegui Autorun.exe.

Nota: Se il prompt di Autorun non appare automaticamente, apri il contenuto del CD e fai doppio clic su Autorun.exe.

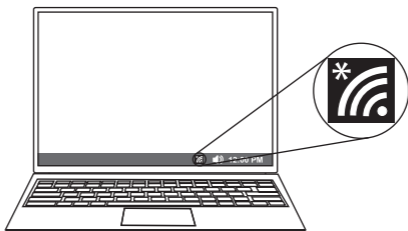
3. Nel menu principale del CD-ROM, clicca su **Installa Driver**.



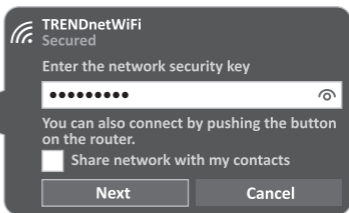
4. Segui le istruzioni della Guida rapida InstallShield e riavvia il computer una volta che l'installazione è completata. Dopo che il computer si è riavviato, inserisci il TEW-805UBH nella porta USB disponibile sul tuo computer.



5. Clicca sull'icona wireless nella barra situata nell'angolo in basso a destra.

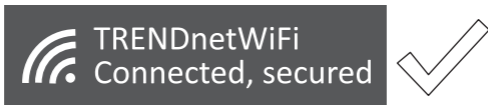


6. Seleziona una rete wireless, quindi digita la Chiave WiFi (password) e clicca su **Avanti**.



7. Lo stato mostrerà "**Connesso**" a indicare una connessione riuscita.

Nota: Se il messaggio Connesso non viene visualizzato, controlla nuovamente la chiave WiFi (password) e digitala nuovamente.

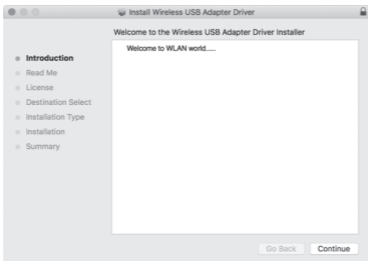


3. Installazione Mac® OS

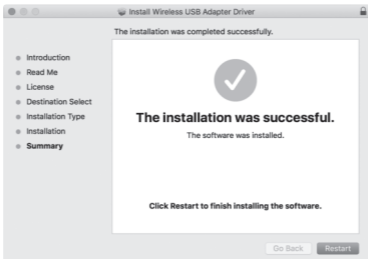
1. Visita il sito <https://www.trendnet.com/support> per scaricare l'ultima versione del driver e doppio clic per estrarre il file o puoi accedere i file dal CD incluso.

Nota: Il mini CD può essere letto solo su un supporto ottico, utilizzando uno slot ottico puoi danneggiare il computer.

2. Dopo avere estratto i file, fai doppio clic sul file **Installer.pkg** e segui i passaggi indicati.



3. Dopo aver completato l'installazione, ti verrà richiesto di riavviare il PC.



4. Dopo che il computer è stato riavviato, clicca sull'icona wireless presente nella barra del menu situata nella parte superiore della schermata.



5. Seleziona la rete wireless.



6. Inserisci la chiave d'accesso WiFi (Password) e clicca **Join** (Entra).



7. Dopo che hai connesso correttamente la tua rete, l'icona nella barra menu cambia in base all'intensità del segnale in uso.



Nota: Se il messaggio di connessione non viene mostrato, effettua un doppio controllo della della chiave d'accesso WiFi (Password) e inseriscila nuovamente.

Certifications

This device complies with Part 15 of the FCC Rules.

Operation is subject to the following two conditions:

- (1) This device may not cause harmful interference.
- (2) This device must accept any interference received.

Including interference that may cause undesired operation.



	AT	BE	BG	HR	CY	CZ	DK
	EE	FI	FR	DE	EL	HU	IE
	IT	LV	LT	LU	MT	NL	PL
	PT	RO	SK	SI	ES	SE	UK(NI)

5V---900mA



Waste electrical and electronic products must not be disposed of with household waste. Please recycle where facilities exist. Check with your Local Authority or Retailer for recycling advice.

This device is restricted to indoor use.

Applies to PoE Products Only: This product is to be connected only to PoE networks without routing to the outside plant.

Note

The Manufacturer is not responsible for any radio or TV interference caused by unauthorized modifications to this equipment. Such modifications could void the user's authority to operate the equipment.

Advertencia

En todos nuestros equipos se mencionan claramente las características del adaptador de alimentación necesario para su funcionamiento. El uso de un adaptador distinto al mencionado puede producir daños físicos y/o daños al equipo conectado. El adaptador de alimentación debe operar con voltaje y frecuencia de la energía eléctrica domiciliar existente en el país o zona de instalación.

For EU/EFTA and UK(NI), this product can be used in the listed countries.

	AL	AT	BA	BE	BG	CH	CY	CZ	DE	DK	ES
	FI	FR	GR	HR	HU	IE	IS	IT	LU	ME	MK
	MT	NL	NO	PL	PT	RO	RS	SE	SI	SK	UK(NI)

This product may be operated in 2.4GHz and/or 5GHz bands, and is restricted to indoor use only when operating in 5.15-5.35GHz in the listed EU countries and UK(NI).

Please refer to the Warranty Guide for full details on restrictions.
(DE) Dieses Produkt kann mit dem 2.4-GHz und/oder 5-GHz-Band betrieben werden und ist in den genannten EU-Ländern und in GB(NI) nur zur Verwendung in innenräumen bestimmt, wenn es mit 5,15-5,35 GHz betrieben wird.
(FR) Ce produit peut fonctionner dans les bandes 2,4 GHz et/ou 5 GHz, et est limité à une utilisation en intérieur uniquement lorsqu'il fonctionne dans les bandes 5,15-5,35 GHz dans les pays de l'UE et au Royaume-Uni (NI).

(ES) Este producto puede utilizarse en las bandas de 2,4 GHz y/o 5 GHz, y está restringido para su uso solo en interiores cuando se utilice a 5,15-5,35 GHz en los países indicados de la UE y en el Reino Unido (NI).

(IT) Questo prodotto può essere utilizzato nelle bande 2,4GHz e/o 5GHz, ed è limitato all'uso interno solo quando funziona in 5,15-5,35GHz nei paesi UE elencati e nel Regno Unito (NI).

(NL) Dit product kan worden gebruikt op 2,4GHz en/of 5GHz-banden en is beperkt tot gebruik binnenruimten wanneer gebruikt op 5,15-5,35GHz in de EU en het VK (NI).

(PL) Ten produkt może być używany wyłącznie w pasmach 2,4 GHz i/lub 5 GHz oraz tylko wewnątrz budynków podczas działania w 5,15-5,35 GHz w wymienionych krajach UE i Wielkiej Brytanii (NI).

(CZ) Tento výrobek lze provozovat v pásmech 2,4 GHz a/nebo

5 GHz a v pásmu 5,15-5,35 GHz je omezen pouze na interní použití v uvedených zemích EU a Velké Británie (Severním Irsku).

(HU) A termék a 2,4 GHz-es és/avagy 5 GHz-es sávokon üzemeltethető, és a felsorolt EU-országokban és az Egyesült Királyságban (Észak-Írországban) csak beltériben használható, ha az 5,15-5,35 GHz-es frekvencián működik.

(NO) Dette produktet kan brukes på båndene 2,4 GHz og/eller 5 GHz og er begrenset til innendørs drift ved bruk av 5,15-5,35 GHz i EU-landene på listen og i Storbritannia. (DK) Dette produkt kan benyttes på frekvensområdene på 2,4GHz og/eller 5GHz og er kun til indendørs brug, når de bruges på 5,15-5,35GHz i de angivne EU-lande og Storbritannien (NI).

(FI) Tätä tuuletta voidaan käyttää 2,4 GHz:n ja/tai 5 GHz:n kaistoilla, ja se on rajoitettu ainoastaan sisäkäyttöön, kun sitä käytetään 5,15-5,35 GHz:n taajuuksella luetteluissa EU-maissa ja Yhdistyneessä kuningaskunnassa (ja Pohjois-Irannissa).

(SE) Den här produkten kan användas frekvensbanden 2,4 GHz och/eller 5 GHz och är begränsad till endast inomhusanvändning när den används 5,15-5,35 GHz i de uppräknade EU-länderna och UK (NI).

(PT) Este produto pode ser operado nas bandas de 2,4 GHz e/ou 5 GHz e é restrito para utilização em espaços interiores apenas quando opera na frequência de 5,15-5,35 GHz nos países listados da UE e no Reino Unido (NI).

(GR) Αυτό το προϊόν μπορεί να χρησιμοποιείται στις ζώνες συχνότητας 2,4GHz ή/και 5GHz, και η χρήση επιτρέπεται μόνο σε εσωτερικούς χώρους όταν λειτουργεί στα 5,15-5,35GHz στις αναφερόμενες χώρες της ΕΕ και στο ΗΒ (NI). (HR) Ovaj proizvod može raditi u frekvencijskim pojasiima od 2,4 GHz ili 5 GHz i njegova uporaba je ograničena na

zatvorene prostore samo kada radi u frekvencijskom pojasu od 5,15-5,35 GHz u navedenim državama članicama EU-a i u Ujedinjenom kraljevstvu (Severnom Irskoj).

(SI) Ta izdelek lahko deluje v 2,4- in/ali 5-GHz pasu in je pri delovanju v pasu od 5,15 do 5,35 GHz v navedenih državah EU in v VB omejen samo na notranjo uporabo. (RO) Acest produs poate fi operat în benzile de 2,4GHz și/lua 5GHz, și este restricționat la utilizare în interior la funcționarea în 5,15-5,35GHz în țările din UE listate și în UK(NI).

(BG) Този продукт може да се използва в 2,4GHz и/или 5GHz честотни ленти и е ограничен да използваме на закрито само когато работи в диапазона 5,15-5,35GHz в изброените страни от ЕС и Великобритания (Северен Ирландия).

(SK) Tento výrobok môže byť používaný v pásmech 2,4 GHz a/alebo 5 GHz a jeho používanie je obmedzené len na interiér, ak sa používa v pásme 5,15 až 5,35 GHz v uvedených krajinách EU a Spojenom kráľovstve a Severnom Irsku.

(IS) Þessi vöru má nota á töðiröðum 2,4 GHz og/ella töðiröðum 5 GHz, þó umfangs innanrymi við notkun á milli 5,15-5,35 GHz. Í ljúguðnum ESB-landum og Bretlandi (NI).

(MT) Dan il-prodott jista' jipprovaq f'bandi ta' 2,4GHz u/jew 5GHz, u huwa ristrett għal użu għewwa biss meta jidherhom f'5,15-5,35GHz fil-pajjiżi elenkati ta' UE u tar-Reġnu Unjani(NI).

This product can be used in the UK



This product may be operated in 2.4GHz and/or 5GHz bands, and is restricted to indoor use only when operating in 5.15-5.35GHz in the UK. Please refer to the Warranty Guide for full details on restrictions.

Federal Communication Commission Interference Statement

Any changes or modifications not expressly approved by the party responsible for compliance could void your authority to operate the equipment.

This equipment has been tested and found to comply with the limits for a Class B digital device, pursuant to part 15 of the FCC Rules. These limits are designed to provide reasonable protection against harmful interference in a residential installation. This equipment generates, uses and can radiate radio frequency energy and, if not installed and used in accordance with the instructions, may cause harmful interference to radio communications. However, there is no guarantee that interference will not occur in a particular installation. If this equipment does cause harmful interference to radio or television reception, which can be determined by turning the equipment off and on, the user is encouraged to try to correct the interference by one or more of the following measures:

- Reorient or relocate the receiving antenna.
- Increase the separation between the equipment and receiver.
- Connect the equipment into an outlet on a circuit different from that to which the receiver is connected.
- Consult the dealer or an experienced radio/TV technician for help.

This equipment complies with FCC RF radiation exposure limits set forth for an uncontrolled environment. This device was tested for typical lap held operations with the device contacted directly to the human body to the back side of the notebook computer. To maintain compliance with FCC RF exposure compliance requirements, avoid direct contact to the transmitting antenna during transmitting.

Body SAR

This product meets applicable national SAR limits of 1.6W/kg.

This specific maximum SAR values can be found in the section of this user guide. When carrying the product or using it while worn on your body, maintain a distance of 5 mm from the body to ensure compliance with RF exposure requirements.

Technical Support

If you have any questions regarding the product installation, please contact our Technical Support.

Toll free US/Canada: **1-866-845-3673**

Regional phone numbers available
at www.trendnet.com/support

Product Warranty Registration

Please take a moment to register your product online. Go to TRENDnet's website at:
www.trendnet.com/register

TRENDnet

20675 Manhattan Place
Torrance, CA 90501
USA