

# TRENDnet<sup>®</sup>



## 10 dBi Outdoor PoE Access Point

---

TEW-738APBO

- Quick Installation Guide (1)

# 1. Before You Start

## Package Contents

- TEW-738APBO
- CD-ROM (User's Guide)
- Multi-Language Quick Installation Guide
- Proprietary PoE injector
- Power adapter (48 V DC, 0.5 A)
- Mounting Hardware
- Waterproof RJ-45 plug (network cable is not included)
- Grounding wire

## Installation Requirements

- Computer with a network port and web browser
- A network switch or router with an available network LAN port
- 2 x RJ-45 network cables (sold separately)
- Phillips screwdriver (sold separately)

### **Note:**

- The TEW-738APBO does not support IEEE 802.3af. You must use the proprietary Power over Ethernet injector that is supplied with the TEW-738APBO.

## 2. Point-to-Point WDS Installation

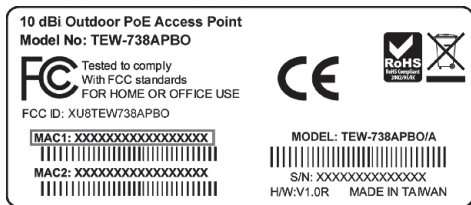
### Note:

The default IP address of the TEW-738APBO is 192.168.10.100. To configure the TEW-738APBO, your network adapter must have an IP address within the 192.168.10.x subnet (e.g. 192.168.10.50). Please refer to the Appendix in the User's Guide for more information.

### Phase 1: Overview

#### Note:

- The initial configuration should be completed in a testing environment with two TEW-738APBO's approximately 15 ft. (5 meters) apart from one another.
  - Configure and connect the devices before mounting.
1. Write the MAC address (MAC1) of the two TEW-738APBOs. The MAC address (MAC1) can be found on the side of the unit. In this example, we will assume the following:  
TEW-738APBO #1 MAC Address:00:11:22:00:00:11  
TEW-738APBO #2 MAC Address:00:11:22:00:11:22



2. Power on the outdoor access point.
3. Login to the browser configuration page.
4. Change the administrator password.
5. Assign a valid IP address to the access point within the subnet defined by the router. Avoid using an IP address within the DHCP pool of your router. In this example, we will assume the following:

Router IP Address: 192.168.10.1

Subnet Mask: 255.255.255.0

DHCP Pool: 192.168.10.100-192.168.10.149

The TEW-738APBO will be setup with the following IP address assignment:

TEW-738APBO #1

IP Address: 192.168.10.50

IP Netmask (Subnet Mask): 255.255.255.0

IP Gateway (Gateway IP Address): 192.168.10.1

Primary DNS: 192.168.10.1

TEW-738APBO #2

IP Address: 192.168.10.51

Subnet Mask: 255.255.255.0

Gateway IP Address: 192.168.10.1


Primary DNS: 192.168.10.1

6. Enable WDS mode.
7. Enable WPA2-PSK AES encryption and configure a wireless password for the access point.
8. Enter the MAC address of the other outdoor access point.
9. Repeat the process for the second outdoor access point.
10. Confirm connectivity between the two access points.

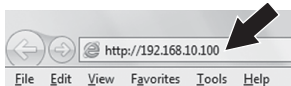
## **Phase 2: WDS Setup**

### **Note:**

- The initial configuration should be completed in a testing environment with two TEW-738APBO's approximately 15 ft. (5 meters) apart from one another.
- Configure and connect the devices before mounting.



1. Connect one end of a network cable into TEW-738APBO #1.
2. Connect the opposite end of the network cable to the **P+DATA OUT** port on the Power over Ethernet Injector.
3. Connect one end of another network cable to the **10/100 DATA IN** port on the Power over Ethernet Injector.
4. Connect the other end of a network cable to your computer's Ethernet port.
5. Connect the power adapter into the Power over Ethernet Injector. Then connect the power adapter into a power outlet. (EU models have an on/off switch. Please move the power switch to the "On" position.).
6. Assign a Static IP address to your computer's network adapter in the subnet of 192.168.10.x (e.g. 192.168.10.25) and a subnet mask of 255.255.255.0.
7. Open your web browser, type the IP address of the access point in the address bar, and then press **Enter**. The default IP address is 192.168.10.100



8. Enter the **User name** and **Password**, and then click **OK**. By default:  
User Name: **admin**  
Password: **admin**  
**Note:** Username and password are case sensitive.

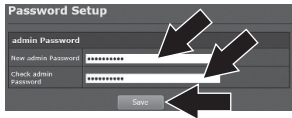


**Note:** For first time installation, you are required to change the admin password.

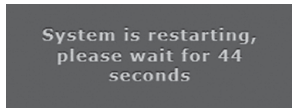
9. Enter a new admin password.

10. Confirm the new password.

11. Click **Save**.



12. Please wait while the access point reboots.



13. Enter the username and the new password, and then click **OK**.

14. Click **System** → **LAN**.

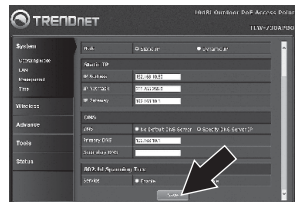
15. Select **Static IP**.

16. Configure the IP address, IP Netmask and IP Gateway based on the example in Phase 1: Overview.

17. Select **Specify DNS Server IP**.

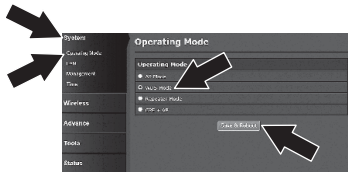
18. Configure the Primary DNS based on the example in Phase 1: Overview.

19. Click **Save**.

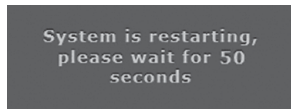


20. Click **System** → **Operating Mode**.

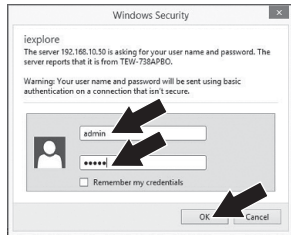
21. Select **WDS Mode** and then click **Save & Reboot**.



22. Please wait while the access point reboots.




23. Enter the username and password, and then click **OK**.



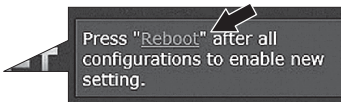

24. Click **Wireless** → **WDS**.

**Note:** To protect your network from any unauthorized access it is recommended to enable wireless encryption.

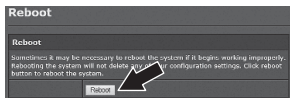
25. Enter the MAC address of the other access point. The below configuration will be based on the example in Phase 1: Overview.



26. Click **Reboot**.



27. Click **Reboot**.



28. Repeat steps 2-27 for TEW-738APBO #2.

## **Phase 3: Confirm Connectivity**

1. Leave TEW-738APBO #2 connected to your computer.
2. Connect TEW-738APBO #1 to a LAN port of a router on your network.
3. To verify connectivity, run your computer's command prompt and ping TEW-738APBO #1's assigned IP address from your computer.
4. A successful ping reply determines that both TEW-738APBOs are configured properly and connected.

## 3. Hardware Installation

### Waterproof kit installation

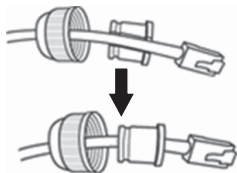
1. Unscrew the sealing nut from the main body.
2. Separate the rubber seal from the claw.
3. Verify that you have the following parts:



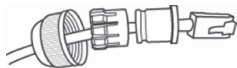
4. Insert one end of an Ethernet cable into the sealing nut.



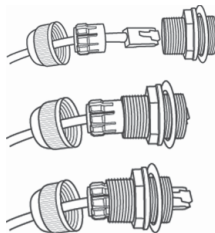
5. Insert the Ethernet cable into the seal.



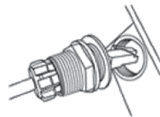
6. Insert the seal into the claw.



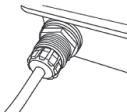
7. Insert the seal/rubber claw into the Cable Gland.



8. Connect the Ethernet cable to the PoE port on the rear of the TEW-738APBO.



9. Using your hand, screw the main body counter clockwise to secure it to the TEW-738APBO.



10. Using your hand, screw the seal nut counter clockwise to secure it to the main body.

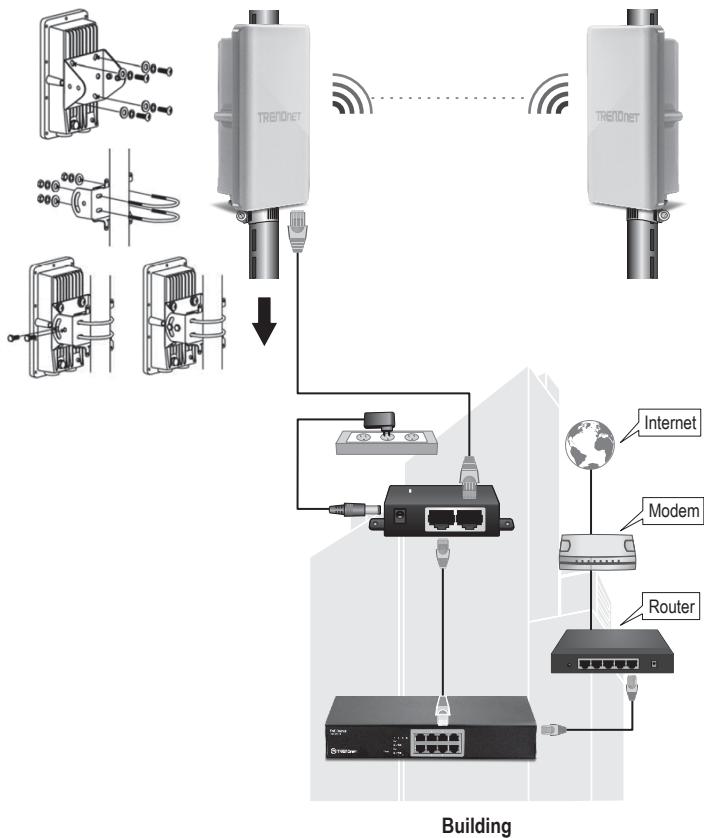




## Point-to-Point (WDS Bridge) Installation

TEW-738APBO #1

TEW-738APBO #2




1. Refer to the above diagram.
2. Mount the TEW-738APBOs in your desired location. See Pole Mounting the TEW-738APBO for mounting instructions.
3. Connect the TEW-738APBOs to their respective network.
4. Confirm that the TEW-738APBOs are facing each other.
5. Verify that the status LED indicators on both TEW-738APBOs are fully functional: **PWR [Power](Green / Solid)**, **LAN (Blinking / Green)**, **Wireless Signal Strength (Blinking / Green)**.




### Connecting the Grounding Wire

1. Identify the grounding hole on the outdoor access point. You will see a symbol next to the hole.



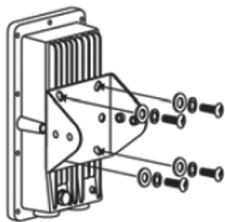
2. Align one end of the grounding wire over the hole. Then secure grounding wire with the provided screw and washer.
3. Connect the green grounding wire to a grounding object.  
e.g. Earth driven rod, grounded electrical system.



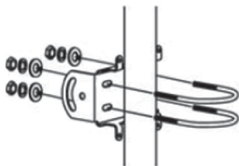
## Pole mounting the TEW-738APBO

**Note:** The pole mounting clamp supports poles with a maximum diameter of 78 mm (3.07 inches).

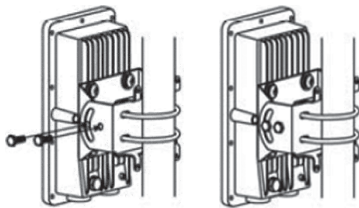
1. Align the mounting bracket with the holes on the the unit and secure it with the screws and washers provided.



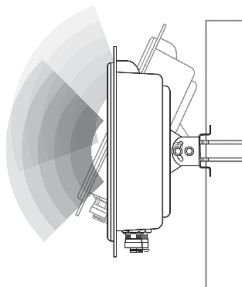
2. Slide the two provided pole mounting clamps around the pole. Place the mounting bracket at the desire height and position.



3. Secure the TEW-738APBO to the pole mounting bracket using the nuts and washers provided.



4. Adjust the orientation of the access point as necessary.



# Declaration of Conformity

TRENDnet™

## Company Information:

Company Name:  
TRENDnet, Inc.

Company Address:  
20675 Manhattan Place  
Torrance, CA 90501  
USA

## Product Information:

Product Description:  
10 dBi Outdoor PoE Access Point



Model Number:  
TEW-738APBO

Brand Name:  
TRENDnet

## Technical Standards:

EN 300 328 V1.7.1  
EN 301 489-1 V1.9.2: 09-2011  
EN 301 489-17 V2.2.1: 09-2012  
EN 55024 2010  
EN 55022 2010  
EN 50385: 2002  
EN 60950-1: 2006 + A11 : 2009 + A1 : 2010 + A12: 2011  
Regulation (EC) No. 1275/2008  
Regulation (EC) No. 278/2009

## Declaration:

*This product is herewith confirmed to comply with the Directive of 1999/5/EC, 2006/95/EC and 2009/125/EC.*

*I hereby declare that the products and devices mentioned above are consistent with the standards and provisions of the guidelines.*

Sonny Su

Name

April 10, 2014

Date

Director of Technology

Title

Signature

## **GPL/LGPL General Information**

This TRENDnet product includes free software written by third party developers. These codes are subject to the GNU General Public License ("GPL") or GNU Lesser General Public License ("LGPL"). These codes are distributed WITHOUT WARRANTY and are subject to the copyrights of the developers. TRENDnet does not provide technical support for these codes. The details of the GNU GPL and LGPL are included in the product CD-ROM. Please also go to (<http://www.gnu.org/licenses/gpl.txt>) or (<http://www.gnu.org/licenses/lgpl.txt>) for specific terms of each license. The source codes are available for download from TRENDnet's web site ([http://trendnet.com/downloads/list\\_gpl.asp](http://trendnet.com/downloads/list_gpl.asp)) for at least three years from the product shipping date. You could also request the source codes by contacting TRENDnet. 20675 Manhattan Place, Torrance, CA 90501, USA. Tel: +1-310-961-5500 Fax: +1-310-961-5511.

## **Informations générales GPL/LGPL**

Ce produit TRENDnet comprend un logiciel libre écrit par des programmeurs tiers. Ces codes sont sujet à la GNU General Public License ("GPL" Licence publique générale GNU) ou à la GNU Lesser General Public License ("LGPL" Licence publique générale limitée GNU). Ces codes sont distribués SANS GARANTIE et sont sujets aux droits d'auteurs des programmeurs. TRENDnet ne fournit pas d'assistance technique pour ces codes. Les détails concernant les GPL et LGPL GNU sont repris sur le CD-ROM du produit. Veuillez également vous rendre en (<http://www.gnu.org/licenses/gpl.txt>) ou en (<http://www.gnu.org/licenses/lgpl.txt>) pour les conditions spécifiques de chaque licence. Les codes source sont disponibles au téléchargement sur le site Internet de TRENDnet web site ([http://trendnet.com/downloads/list\\_gpl.asp](http://trendnet.com/downloads/list_gpl.asp)) durant au moins 3 ans à partir de la date d'expédition du produit. Vous pouvez également demander les codes source en contactant TRENDnet. 20675 Manhattan Place, Torrance, CA 90501, USA. Tel: +1-310-961-5500 Fax: +1-310-961-5511.

## **Allgemeine Informationen zu GPL/LGPL**

Dieses Produkt enthält die freie Software "netfilter/iptables" (© 2000-2004 netfilter project <http://www.netfilter.org>) und die freie Software „Linux „mtd“ (Memory Technology Devices) Implementation (© 2000 David Woodhouse), erstmals integriert in Linux Version 2.4.0-test 3 v. 10.07.2000 (<http://www.kernel.org/pub/linux/kernel/v2.4/old-test-kernels/linux-2.4.0-test3.tar.bz2>), sowie weitere freie Software. Sie haben durch den Erwerb dieses Produktes keinerlei Gewährleistungsansprüche gegen die Berechtigten an der oben genannten Software erworben; weil diese die Software kostenfrei lizenzieren gewähren sie keine Haftung gemäß unten abgedruckten Lizenzbedingungen. Die Software darf von jedermann im Quell- und Objektcode unter Beachtung der Lizenzbedingungen der GNU General Public License Version 2, und GNU Lesser General Public License (LGPL) vervielfältigt, verbreitet und verarbeitet werden. Die Lizenz ist unten im englischsprachigen Originalwortlaut wiedergegeben. Eine nichtoffizielle Übersetzung in die deutsche Sprache finden Sie im Internet unter (<http://www.gnu.de/documents/gpl-2.0.de.html>). Eine allgemeine öffentliche GNU Lizenz befindet sich auch auf der mitgelieferten CD-ROM. Sie können Quell- und Objektcode der Software für mindestens drei Jahre auf unserer Homepage [www.trendnet.com](http://trendnet.com) im Downloadbereich ([http://trendnet.com/langen/downloads/list\\_gpl.asp](http://trendnet.com/langen/downloads/list_gpl.asp)) downloadend. Sofern Sie nicht über die Möglichkeit des Downloads verfügen können Sie bei TRENDnet. 20675 Manhattan Place, Torrance, CA 90501 -U.S.A -, Tel.: +1-310-961-5500, Fax: +1-310-961-5511 die Software anfordern.

## **Información general sobre la GPL/LGPL**

Este producto de TRENDnet incluye un programa gratuito desarrollado por terceros. Estos códigos están sujetos a la Licencia pública general de GNU ("GPL") o a la Licencia pública general limitada de GNU ("LGPL"). Estos códigos son distribuidos SIN GARANTÍA y están sujetos a las leyes de propiedad intelectual de sus desarrolladores. TRENDnet no ofrece servicio técnico para estos códigos. Los detalles sobre las licencias GPL y LGPL de GNU se incluyen en el CD-ROM del producto. Consulte también el (<http://www.gnu.org/licenses/gpl.txt>) ó el (<http://www.gnu.org/licenses/lgpl.txt>) para ver las cláusulas específicas de cada licencia. Los códigos fuentes están disponibles para ser descargados del sitio Web de TRENDnet ([http://trendnet.com/downloads/list\\_gpl.asp](http://trendnet.com/downloads/list_gpl.asp)) durante por lo menos tres años a partir de la fecha de envío del producto. También puede solicitar el código fuente llamando a TRENDnet. 20675 Manhattan Place, Torrance, CA 90501, USA. Tel: +1-310-961-5500 Fax: +1-310-961-5511

## **Общая информация о лицензиях GPL/LGPL**

В состав данного продукта TRENDnet входит бесплатное программное обеспечение, написанное сторонними разработчиками. Это ПО распространяется на условиях лицензий GNU General Public License ("GPL") или GNU Lesser General Public License ("LGPL"). Программы распространяются БЕЗ ГАРАНТИИ и охраняются авторскими правами разработчиков. TRENDnet не оказывает техническую поддержку этого программного обеспечения. Подробное описание лицензий GNU GPL и LGPL можно найти на компакт-диске, прилагаемом к продукту. В пунктах (<http://www.gnu.org/licenses/gpl.txt>) и (<http://www.gnu.org/licenses/lgpl.txt>) изложены конкретные условия каждой из лицензий. Исходный код программ доступен для загрузки с веб-сайта TRENDnet ([http://trendnet.com/downloads/list\\_gpl.asp](http://trendnet.com/downloads/list_gpl.asp)) в течение, как минимум, трех лет со дня поставки продукта. Кроме того, исходный код можно запросить по адресу TRENDnet, 20675 Manhattan Place, Torrance, CA 90501, USA. Tel: +1-310-961-5500 Fax: +1-310-961-5511.

## **GPL/LGPL informações Gerais**

Este produto TRENDnet inclui software gratuito desenvolvido por terceiros. Estes códigos estão sujeitos ao GPL (GNU General Public License) ou ao LGPL (GNU Lesser General Public License). Estes códigos são distribuídos SEM GARANTIA e estão sujeitos aos direitos autorais dos desenvolvedores. TRENDnet não presta suporte técnico a estes códigos. Os detalhes do GNU GPL e do LGPL estão no CD-ROM do produto. Favor acessar <http://www.gnu.org/licenses/gpl.txt> ou <http://www.gnu.org/licenses/lgpl.txt> para os termos específicos de cada licença. Os códigos fonte estão disponíveis para download no site da TRENDnet ([http://trendnet.com/langen/downloads/list\\_gpl.asp](http://trendnet.com/langen/downloads/list_gpl.asp)) por pelo menos três anos da data de embarque do produto. Você também pode solicitar os códigos fonte contactando TRENDnet, 20675 Manhattan Place, Torrance, CA 90501, USA. Tel: +1-310-961-5500, Fax: +1-310-961-5511.

## **GPL/LGPL üldinformatsioon**

See TRENDneti toode sisaldab vaba tarkvara, mis on kirjutatud kolmanda osapoole poolt. Koodid on allutatud GNU (General Public License) Üldise Avaliku litsentsi (GPL) või GNU (Lesser General Public License) ("LGPL") Vähem Üldine Avalik litsentsiga. Koode vahendatakse ILMA GARANTIITA ja need on allutatud arendajate poolt. TRENDnet ei anna koodidele tehnilist tuge. Detailsemat infot GNU GPL ja LGPL kohta leiate toote CD-ROMil. Infot mõlema litsentsi spetsiifiliste terminite kohta leiate (<http://www.gnu.org/licenses/gpl.txt>) või (<http://www.gnu.org/licenses/lgpl.txt>). Infot mõlema litsentsi spetsiifiliste terminite kohta leiate (<http://www.gnu.org/licenses/gpl.txt>) või (<http://www.gnu.org/licenses/lgpl.txt>). Lähtekoodi on võimalik alla laadida TRENDneti kodulehelt ([http://trendnet.com/langen/downloads/list\\_gpl.asp](http://trendnet.com/langen/downloads/list_gpl.asp)) kolme aasta jooksul alates toote kättesaamise kuupäevast. Samuti võite lähtekoodi paluda TRENDnet'ilt, 20675 Manhattan Place, Torrance, CA 90501, USA. Tel: +1-310-961-5500, Fax: +1-310-961-5511.

## Limited Warranty

TRENDnet warrants its products against defects in material and workmanship, under normal use and service, for the following length of time from the date of purchase. Warranty: 3 year limited warranty (When Applicable: 1 year warranty for power adapter, power supply, and cooling fan components.) Visit [TRENDnet.com](http://TRENDnet.com) to review the full warranty policy, rights, and restrictions for this product.

---

## Garantie Limitée

TRENDnet garantit ses produits contre les défauts matériels et de fabrication, dans des conditions normales d'utilisation et de service, pour les durées suivantes, à compter de la date de leur achat. Limitée: 3 ans de garantie limitée (Si applicable: 1 an de garantie sur l'adaptateur secteur, l'alimentation en énergie et les composants du ventilateur de refroidissement.) Visitez [TRENDnet.com](http://TRENDnet.com) pour lire la politique complète de garantie, les droits et les restrictions s'appliquant à ce produit.

---

## Begrenzte Garantie

TRENDnet garantiert, dass seine Produkte bei normaler Benutzung und Wartung während der nachfolgend genannten Zeit ab dem Kaufdatum keine Material- und Verarbeitungsschäden aufweisen. Garantie: 3-Jahres-Garantie (Soweit zutreffend: 1 Jahr Garantie für Netzteil, Stromkabel und Ventilator.) Alle Garantiebedingungen, Rechte und Einschränkungen für dieses Produkt finden Sie auf [TRENDnet.com](http://TRENDnet.com).

---

## Garantía Limitada

TRENDnet garantiza sus productos contra defectos en los materiales y mano de obra, bajo uso y servicio normales, durante el siguiente periodo de tiempo a partir de la fecha de compra. Garantía: 3 años (Cuando proceda: 1 año de garantía para componentes de adaptadores de corriente, fuente de alimentación y ventiladores de refrigeración.) Visite [TRENDnet.com](http://TRENDnet.com) para revisar la política de garantía, derechos y restricciones para este producto.

---

## Ограниченная гарантия

Гарантия компании TRENDnet распространяется на дефекты, возникшие по вине производителя при соблюдении условий эксплуатации и обслуживания в течение установленного периода с момента приобретения (Продукт: Ограниченная гарантия: Трехлетняя ограниченная гарантия (Распространяется: На протяжении 1 года на силовые адаптеры, источники питания и компоненты вентилятора охлаждения. Полную версию гарантийных обязательств, а также права пользователя и ограничения при эксплуатации данного продукта смотрите на вебсайте [www.trendnetrussia.ru](http://www.trendnetrussia.ru)

---

## Garantía Limitada

TRENDnet garante seus produtos contra defeitos em material e mão de obra, sob condições normais de uso e serviço, pelo seguinte tempo a partir da data da compra. Garantia: Garantia limitada de 3 anos. (Quando aplicável: 1 ano de garantia para adaptador de tensão, fonte e componentes de ventoinhas). Visite [TRENDnet.com](http://TRENDnet.com) para conhecer a política de garantia completa, direitos e restrições para este produto.)

---

## Piiratud garantii

TRENDneti tavatingimustes kasutatavatel ja hooldatavatel toodetel on järgmise ajavahemiku jooksul (alates ostukuupäevast) tootmis-ja materjalidefektide garantii. garantii: 3-aastane piiratud garantii. (Garantii kohaldatakse: toiteadapteri, toiteallika ja jahutusventilaatori osadel on 1-aastane garantii.) Täisgarantii põhimõtete, õiguste ja piirangute kohta leiate lisateavet saidilt [TRENDnet.com](http://TRENDnet.com).

**Гарантія компанії**

Гарантія компанії TRENDnet поширюється на дефекти, що виникли з вини виробника, при дотриманні умов експлуатації та обслуговування протягом встановленого періоду з моменту придбання. (Продукт: Обмежена гарантія: 3 роки обмеженої гарантії (Поширюється: Протягом 1 року на силові адаптери, джерела живлення і компоненти вентилятора охолодження) Повну версію гарантійних зобов'язань, а також права користувача та обмеження при експлуатації даного продукту дивіться на вебсайті TRENDnet.com.

**Certifications**

This device complies with Part 15 of the FCC Rules.

Operation is subject to the following two conditions:

- (1) This device may not cause harmful interference.
- (2) This device must accept any interference received.

Including interference that may cause undesired operation.



Waste electrical and electronic products must not be disposed of with household waste. Please recycle where facilities exist. Check with your Local Authority or Retailer for recycling advice.

**Note**

The Manufacturer is not responsible for any radio or TV interference caused by unauthorized modifications to this equipment. Such modifications could void the user's authority to operate the equipment.

**Advertencia**

En todos nuestros equipos se mencionan claramente las características del adaptador de alimentación necesario para su funcionamiento. El uso de un adaptador distinto al mencionado puede producir daños físicos y/o daños al equipo conectado. El adaptador de alimentación debe operar con voltaje y frecuencia de la energía eléctrica domiciliar existente en el país o zona de instalación.

**Technical Support**

If you have any questions regarding the product installation, please contact our Technical Support.

Toll free US/Canada: 1-866-845-3673

Regional phone numbers available  
at [www.trendnet.com/support](http://www.trendnet.com/support)

**Product Warranty Registration**

Please take a moment to register your product online. Go to TRENDnet's website at:  
<http://www.trendnet.com/register>

TRENDnet

20675 Manhattan Place, Torrance, CA 90501. USA

Copyright © 2014. All Rights Reserved. TRENDnet.