

TEW-430APB F.A.Q.

Q: Why can't I save my WEP key? There is no Apply button.

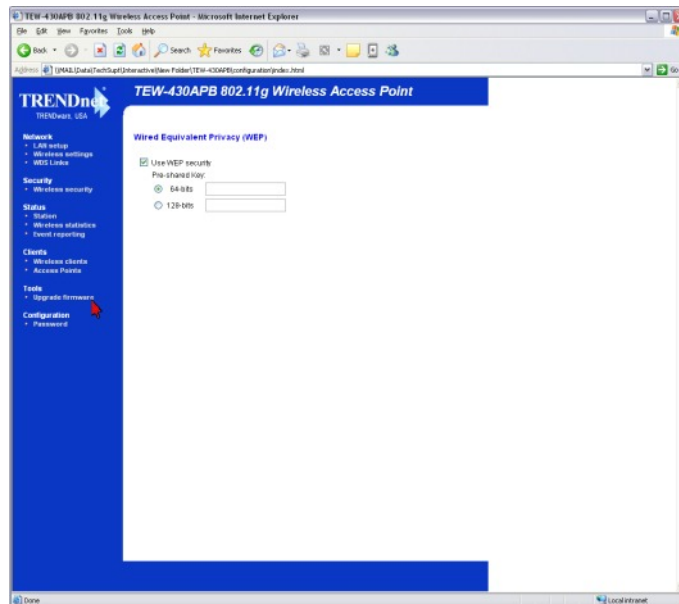
A: Download and extract the latest firmware for the TEW-430APB from our website here.

DO NOT upgrade firmware on any TRENDnet product using wireless connection.

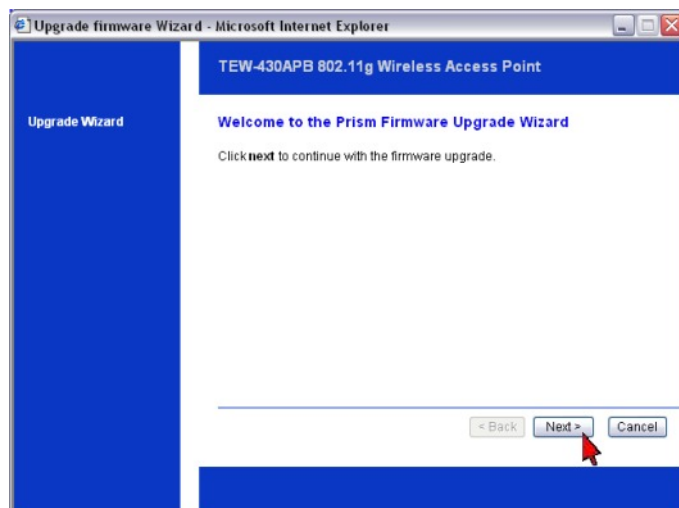
Firmware upgrade over wireless connection may damage the product. Please perform firmware upgrade with "wired" network connection only

Step 1. Open your web browser and type the IP address of the TEW-430APB in the address bar. The default IP address is 192.168.1.100. At the login, enter your username (blank) and password (blank).

Step 2. Click on **Upgrade Firmware** under Tools on the left hand side.

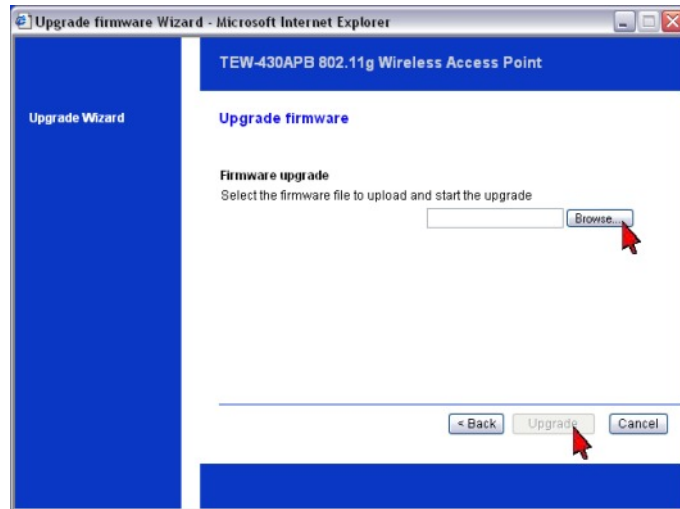


Step 3. Click "Next".



TEW-430APB F.A.Q.

Step 4. Click **Browse**, locate and select the firmware that you previously downloaded then click **Upgrade**.



Step 5. You should now have an **Apply** button to save your WEP key.