



TRENDnet[®]



Microsoft Windows Vista Installation Guide

TEW-421PC
TEW-423PI

1. Microsoft Windows Vista Installation

Important! DO NOT install the adapter in the computer until instructed to do so.

TEW-421PC

1. **Shutdown** your computer.



2. Insert PC Card firmly into an available PC Card slot on the notebook PC and then turn **ON** the computer and wait until the Windows desktop appears.



3. Go to **Step 7**.


TEW-423PI

4. **Shutdown** your computer.

5. Open your computer's case.



6. Insert PCI Card firmly into an available PCI Card slot on the desktop PC, attach the included antenna, and then turn **ON** the computer and wait until the Windows desktop appears.



7. Drivers will install automatically.

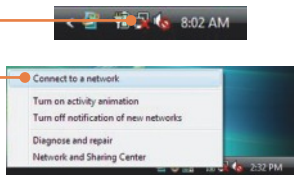
Your installation is now complete.

For detailed information regarding the TEW-421PC/TEW-423PI configuration and advanced settings, please refer to the User's Guide included on the Utility & Driver CD-ROM or TRENDnet's website at www.trendnet.com

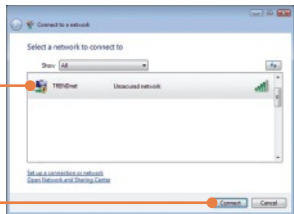
2. Wireless Configuration

Connecting to an Unsecured Wireless Connection

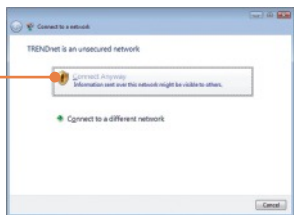
1. On the bottom right-hand corner of the screen, right click the wireless network connection icon and select **Connect to a network**.



2. Select the desired network and then click **Connect**.



3. Click **Connect Anyway**.

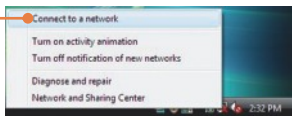


4. Click **Close**.

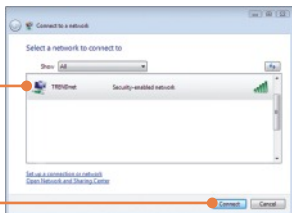


Connecting to a Secured Wireless Connection

1. On the bottom right-hand corner of the screen, right click the wireless network connection icon and select **Connect to a network**.



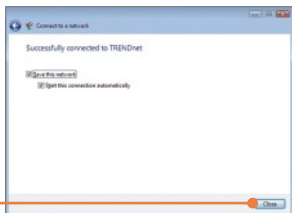
2. Select the desired network and then click **Connect**.



3. Enter the security key and then click **Connect**.



4. Click **Close**.



Wireless configuration is now complete.

For detailed information regarding the TEW-421PC/TEW-423PI configuration and advanced settings, please refer to the User's Guide included on the Utility & Driver CD-ROM or TRENDnet's website at www.trendnet.com



TRENDnet[®]

TRENDnet Technical Support

US • Canada

Toll Free Telephone: 1(866) 845-3673

24/7 Tech Support



Europe (Germany • France • Italy • Spain • Switzerland • UK)

Toll Free Telephone: +00800 60 76 76 67

English/Espanol - 24/7

Francais/Deutsch - 11am-8pm, Monday - Friday MET

Worldwide

Telephone: +(31) (0) 20 504 05 35

English/Espanol - 24/7

Francais/Deutsch - 11am-8pm, Monday - Friday MET

Product Warranty Registration

Please take a moment to register your product online.

Go to TRENDnet's website at <http://www.trendnet.com>

TRENDnet[®]

20675 Manhattan Place
Torrance, CA 90501
USA