





Quick Installation Guide  

TEG-S16g
TEG-S24g
1.01

Table of Contents

English	1
1. Before You Start	1
2. Hardware Installation	2
3. LEDs	3
Technical Specifications	4
Troubleshooting	5



Package Contents

- TEG-S16g/TEG-S24g
- Multi-Language Quick Installation Guide
- Power Cord (1.8m / 6ft.)
- Rack Mount Kit

System Requirements


- Computer with Network adapter installed
- CAT-5e or CAT-6 Network Cable
- The surface must support at least 2.3Kg (5 lbs.) for the Switch
- The power outlet should be within 1.8 meters (6 feet) of the switch
- Make sure that there is proper heat dissipation and adequate ventilation around the Switch
- Do not place heavy objects on the Switch

2. Hardware Installation

1. Connect the **Power Cord** to the TEG-S16g/TEG-S24g and then to a power outlet.



2. Connect a CAT-5e or CAT-6 RJ-45 network cable from the computer to an available Ethernet port on the TEG-S16g/TEG-S24g.



3. Move the power switch to the on position.



ENGLISH

FRANÇAIS

DEUTSCH

ESPAÑOL

РУССКИЙ

3. LEDs

ENGLISH

Power

Green: Power is on

Not Illuminated: Power is off



FRANÇAIS

DEUTSCH

ESPAÑOL

РУССКИЙ

10M/LINK/ACT

Green (Solid): Link to another device

Green (Blinking): Activity is occurring from the link

Not Illuminated: Nothing is detected on the port



100M/1000M

Green: Connection for the port is 2000Mbps (Full)

Amber: Connection for the port is 100/200Mbps (Half/Full)

Not Illuminated: Connection for the port is 10/20Mbps (Half/Full) or nothing is detected on the port

Hardware		
	TEG-S16g	TEG-S24g
Standards	IEEE 802.3 10Base-T; IEEE 802.3u 100Base-TX IEEE 802.3ab 1000Base-T; IEEE 802.3x Flow Control	
Network Media	<ul style="list-style-type: none"> Ethernet: Cat. 5 up to 100m Fast Ethernet: Cat. 5 and 5e up to 100m Gigabit Ethernet: Cat. 5, 5e, 6, up to 100m 	
Data Rates	<ul style="list-style-type: none"> Ethernet: 10Mbps/20Mbps (half/full-duplex) Fast Ethernet: 100Mbps/200Mbps (half/full-duplex) Gigabit Ethernet: 2000Mbps (full-duplex) 	
Protocol / Topology	CSMA/CD, Star	
Power Consumption (max)	7.2 watts	13 watts
Switch Fabric	32Gbps	48Gbps
Interface	16 x 10/100/1000Mbps Auto-MDIX RJ-45 ports	24 x 10/100/1000Mbps Auto-MDIX RJ-45 ports
Data RAM Buffer	2Mbits	3.5Mbits
Filtering Table	8K entries	8K entries
Diagnostic LED	Power, 10M/LINK/ACT, 100M/1000M	
Jumbo Frame Support	Up to 9216Bytes	
Power	100~240VAC, 50/60Hz Internal universal switching power	
Dimension	440x140x45 mm (17x5.5x1.8 in.)	440x210x45 mm (17x8.3x1.8 in.)
Weight	1.6 kg (3.5 lbs.)	2.3 kg (5 lbs.)
Temperature	<ul style="list-style-type: none"> Operating: 0° ~ 40° C (32° ~ 104° F) Storage: -10° ~ 70° C (14° ~ 158° F) 	
Humidity	Max. 90% (non-condensing)	
Certification	CE, FCC	

1. After connecting the Switch to a power outlet, the LEDs do not turn on.

1. Check the connection of the power cord to the TEG-S16g/TEG-S24g and the power outlet.
2. Check that the power outlet is receiving power.

2. When I connect a computer to one of the ports on the Switch, the 10M/LINK/ACT LED turns on, but I am not getting Gigabit speeds.

1. Check the LEDs. If the 100M/1000M LED is green, the computer's connection speed is 1000Mbps. If the 100M/1000M LED is amber, the computer's connection speed is 100Mbps. If the 100M/1000M LED is off, the computer's connection speed is 10Mbps.
2. Check the Ethernet Cable. Make sure you are using CAT-5e or CAT-6 Ethernet Cables. Some CAT-5 cables are not rated to run in Gigabit.
3. Make sure that you have a Gigabit Ethernet Adapter installed on your computer.

3. After I connect my PCs to the Switch, I am unable to share files.

1. Check the LEDs on the Switch. Make sure the 10M/LINK/ACT LED is on.
2. Check the network cable. The minimum length of the cable is 1.5 meters and the maximum length of the cable is 100 meters.
3. Disable any software firewall program.
4. Verify that you have file sharing enabled. Please contact your Operating System support for more information.

4. After I connect my PCs to the Switch, I can only get onto the Internet from one computer.

The Switch was not designed to share Internet between multiple computers. You need to get an Internet router such as the TEW-652BRP.

5. Where is the uplink port located on the Switch?

Since all the ports on the Switch are Auto-MDIX, any of the ports can be used as an uplink port.

If you still encounter problems or have any questions regarding the **TEG-S16g/TEG-S24g** please contact TRENDnet's Technical Support Department.

Limited Warranty

TRENDnet warrants its products against defects in material and workmanship, under normal use and service, for the following lengths of time from the date of purchase.

TEG-S16g/TEG-S24g - 3 Years Limited Warranty

AC/DC Power Adapter, Cooling Fan and Power Supply carry a 1 year limited warranty

If a product does not operate as warranted during the applicable warranty period, TRENDnet shall reserve the right, at its expense, to repair or replace the defective product or part and deliver an equivalent product or part to the customer. The repair/replacement unit's warranty continues from the original date of purchase. All products that are replaced become the property of TRENDnet. Replacement products may be new or reconditioned. TRENDnet does not issue refunds or credit. Please contact the point-of-purchase for their return policies.

TRENDnet shall not be responsible for any software, firmware, information, or memory data of customer contained in, stored on, or integrated with any products returned to TRENDnet pursuant to any warranty.

There are no user serviceable parts inside the product. Do not remove or attempt to service the product by any unauthorized service center. This warranty is voided if (i) the product has been modified or repaired by any unauthorized service center, (ii) the product was subject to accident, abuse, or improper use (iii) the product was subject to conditions more severe than those specified in the manual.

Warranty service may be obtained by contacting TRENDnet within the applicable warranty period and providing a copy of the dated proof of the purchase. Upon proper submission of required documentation a Return Material Authorization (RMA) number will be issued. An RMA number is required in order to initiate warranty service support for all TRENDnet products. Products that are sent to TRENDnet for RMA service must have the RMA number marked on the outside of return packages and sent to TRENDnet prepaid, insured and packaged appropriately for safe shipment. Customers shipping from outside of the USA and Canada are responsible for return shipping fees. Customers shipping from outside of the USA are responsible for custom charges, including but not limited to, duty, tax, and other fees.

WARRANTIES EXCLUSIVE: IF THE TRENDNET PRODUCT DOES NOT OPERATE AS WARRANTED ABOVE, THE CUSTOMER'S SOLE REMEDY SHALL BE, AT TRENDNET'S OPTION, REPAIR OR REPLACE. THE FOREGOING WARRANTIES AND REMEDIES ARE EXCLUSIVE AND ARE IN LIEU OF ALL OTHER WARRANTIES, EXPRESSED OR IMPLIED, EITHER IN FACT OR BY OPERATION OF LAW, STATUTORY OR OTHERWISE, INCLUDING WARRANTIES OF MERCHANTABILITY AND FITNESS FOR A PARTICULAR PURPOSE. TRENDNET NEITHER ASSUMES NOR AUTHORIZES ANY OTHER PERSON TO ASSUME FOR IT ANY OTHER LIABILITY IN CONNECTION WITH THE SALE, INSTALLATION MAINTENANCE OR USE OF TRENDNET'S PRODUCTS.

TRENDNET SHALL NOT BE LIABLE UNDER THIS WARRANTY IF ITS TESTING AND EXAMINATION DISCLOSE THAT THE ALLEGED DEFECT IN THE PRODUCT DOES NOT EXIST OR WAS CAUSED BY CUSTOMER'S OR ANY THIRD PERSON'S MISUSE, NEGLIGENCE, IMPROPER INSTALLATION OR TESTING, UNAUTHORIZED ATTEMPTS TO REPAIR OR MODIFY, OR ANY OTHER CAUSE BEYOND THE RANGE OF THE INTENDED USE, OR BY ACCIDENT, FIRE, LIGHTNING, OR OTHER HAZARD.

LIMITATION OF LIABILITY: TO THE FULL EXTENT ALLOWED BY LAW TRENDNET ALSO EXCLUDES FOR ITSELF AND ITS SUPPLIERS ANY LIABILITY, WHETHER BASED IN CONTRACT OR TORT (INCLUDING NEGLIGENCE), FOR INCIDENTAL, CONSEQUENTIAL, INDIRECT, SPECIAL, OR PUNITIVE DAMAGES OF ANY KIND, OR FOR LOSS OF REVENUE OR PROFITS, LOSS OF BUSINESS, LOSS OF INFORMATION OR DATE, OR OTHER FINANCIAL LOSS ARISING OUT OF OR IN CONNECTION WITH THE SALE, INSTALLATION, MAINTENANCE, USE, PERFORMANCE, FAILURE, OR INTERRUPTION OF THE POSSIBILITY OF SUCH DAMAGES, AND LIMITS ITS LIABILITY TO REPAIR, REPLACEMENT, OR REFUND OF THE PURCHASE PRICE PAID, AT TRENDNET'S OPTION. THIS DISCLAIMER OF LIABILITY FOR DAMAGES WILL NOT BE AFFECTED IF ANY REMEDY PROVIDED HEREIN SHALL FAIL OF ITS ESSENTIAL PURPOSE.

Governing Law: This Limited Warranty shall be governed by the laws of the state of California.

Some TRENDnet products include software code written by third party developers. These codes are subject to the GNU General Public License ("GPL") or GNU Lesser General Public License ("LGPL").

Go to <http://www.trendnet.com/gpl> or <http://www.trendnet.com> Download section and look for the desired TRENDnet product to access to the GPL Code or LGPL Code. These codes are distributed WITHOUT WARRANTY and are subject to the copyrights of the developers. TRENDnet does not provide technical support for these codes. Please go to <http://www.gnu.org/licenses/gpl.txt> or <http://www.gnu.org/licenses/lgpl.txt> for specific terms of each license.

PWP05202009v2

Declaration of Conformity



Company Information:

Company Name:
TRENDnet, Inc.

Company Address:
20675 Manhattan Place
Torrance, CA 90501
USA

Product Information:

Product Description:
16-Port Gigabit GREENnet Switch
24-Port Gigabit GREENnet Switch



Model Number:
TEG-S16g
TEG-S24g

Brand name:
TRENDnet

Technical Standards:

EN 55022 : 2006 + A1 : 2007 Class A
EN 61000-3-2 : 2006
EN 61000-3-3 : 2008
EN 55024 : 1998 + A1 : 2001 + A2 : 2003

Declaration:

The product is herewith confirmed to comply with the requirements of Directive 2004/108/EC of the Council (European Parliament) on the EMC directive.

I hereby declare that the products and devices mentioned above are consistent with the standards and provisions of the guidelines.

Sonny Su

Full Name

January 12, 2011

Date

Director of Technology

Position / Title

Signature

Certifications

This equipment has been tested and found to comply with FCC and CE Rules.

Operation is subject to the following two conditions:

- (1) This device may not cause harmful interference.
- (2) This device must accept any interference received. Including interference that may cause undesired operation.



Waste electrical and electronic products must not be disposed of with household waste. Please recycle where facilities exist. Check with you Local Authority or Retailer for recycling advice.



NOTE: THE MANUFACTURER IS NOT RESPONSIBLE FOR ANY RADIO OR TV INTERFERENCE CAUSED BY UNAUTHORIZED MODIFICATIONS TO THIS EQUIPMENT. SUCH MODIFICATIONS COULD VOID THE USER'S AUTHORITY TO OPERATE THE EQUIPMENT.

ADVERTENCIA

En todos nuestros equipos se mencionan claramente las características del adaptador de alimentación necesario para su funcionamiento. El uso de un adaptador distinto al mencionado puede producir daños físicos y/o daños al equipo conectado. El adaptador de alimentación debe operar con voltaje y frecuencia de la energía eléctrica domiciliar existente en el país o zona de instalación.



Product Warranty Registration

Please take a moment to register your product online.
Go to TRENDnet's website at <http://www.trendnet.com/register>