



16-Port 10/100Mbps GREENnet Switch (TE100-S16g)

24-Port 10/100Mbps GREENnet Switch (TE100-S24g)

- [Guide d'installation rapide \(1\)](#)
- [Technical Specifications \(4\)](#)
- [Troubleshooting \(5\)](#)

1. Avant de commencer

Contenu de l'emballage

- TE100-S16g / TE100-S24g
- Guide d'installation rapide en plusieurs langues
- Cordon de secteur
- Kit de montage

Si tout le contenu ci-dessus sont manquantes, s'il vous plaît contactez votre revendeur.

Configuration minimale


- Un ordinateur avec un adaptateur réseau correctement installé
- Câble Cat. 5, Cat. 5e ou Cat. 6 pour réseaux
- La surface doit supporter au moins 1.86 kg pour le Switch
- La prise secteur doit être située à un maximum de 1,82 mètres du Switch
- Inspectez visuellement la prise d'alimentation et assurez-vous qu'elle est correctement connectée à l'adaptateur secteur
- Vérifiez la présence d'une source de ventilation adéquate autour du Switch pour une dissipation efficace de la chaleur
- Ne placez pas d'objets lourds sur le Switch

2. Installation du matériel

1. Branchez le Cordon de secteur au TE100-S16g/ TE100-S24g ainsi qu'à une prise de courant.



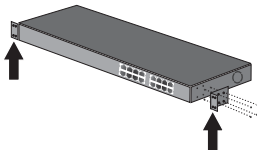
2. Branchez un câble réseau Cat. 5, Cat. 5e ou Cat. 6 RJ-45 de l'ordinateur vers un port Ethernet disponible du TE100-S16g/TE100-S24g.



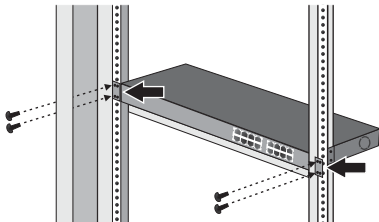
Montage du rack

Le boîtier peut être installé dans un rack EIA standard de 19 pouces qui peut être placé dans une armoire de répartition avec les autres équipements.

1. Attachez les supports de montage des deux côtés du switch et fixez-les avec les vis fournies.



2. Installez soigneusement le switch dans le rack. Alignez le support sur les trous des vis du rack et utilisez les vis fournies avec le matériel pour installer le switch.



3. LEDs



Alimentation

- **Vert** : Sous tension
- **Eteint** : Hors tension

Link/ACT

- **Vert (Fixe)** : Relié à un autre périphérique
- **Vert (Clignotant)** : Activité depuis cette liaison
- **Eteint** : Rien n'est détecté sur le port

100Mbps

- **Vert** : la connexion du port est de 100/200Mbps (Half/Full)
- **Eteint** : la connexion pour le port est de 10/20Mbps (Half/Full) ou rien n'est détecté sur le port

Technical Specifications

Hardware	
Standards	<ul style="list-style-type: none"> • IEEE 802.3 10BASE-T • IEEE 802.3u 100BASE-TX • IEEE 802.3x Flow Control
Network Media	<ul style="list-style-type: none"> • Ethernet: 2-Pair UTP/STP Cat. 3, -4, -5 • Fast Ethernet: 2-Pair UTP/STP Cat. 5, -5e, -6
Data Transfer Rates	<ul style="list-style-type: none"> • Ethernet: 10Mbps (half-duplex), 20Mbps (full-duplex) • Fast Ethernet: 100Mbps (half-duplex), 200Mbps (full-duplex)
Protocol/Topology	CSMA/CD / Star
Interface	<ul style="list-style-type: none"> • TE100-S16g: 16 x 10/100/1000 Auto-MDIX RJ-45 ports • TE100-S24g: 24 x 10/100/1000 Auto-MDIX RJ-45 ports
Data RAM Buffer	<ul style="list-style-type: none"> • TE100-S16g: 1.25Mbits per device • TE100-S24g: 1.25Mbits per device
Packet Filtering/ Forwarding Rate	<ul style="list-style-type: none"> • 10Mbps Ethernet: 14,880pps (packets per second) • 100Mbps Fast Ethernet: 148,800pps
MAC Address Learning	Automatic Update
Filtering Table	8K entries per device
Switch Fabric	<ul style="list-style-type: none"> • TE100-S16g: 3.2Gbps Forwarding Capacity • TE100-S24g: 4.8Gbps Forwarding Capacity
Power Consumption	<ul style="list-style-type: none"> • TE100-S16g: 6W (max) • TE100-S24g: 6.4W (max)
Diagnostic LEDs	Power, Link/ACT, 100Mbps
Power	100-240VAC, 50/60Hz, Internal Power Supply
Dimensions	440 x 140 x 40 mm (17.32 x 5.51 x 1.57 in.)
Weight	<ul style="list-style-type: none"> • TE100-S16g: 1.72kg (3.8 lb) • TE100-S24g: 1.86kg (4.1 lb)
Temperature	<ul style="list-style-type: none"> • Operating: 0° ~ 40° C (32° ~ 104° F) • Storage: -10° ~ 70° C (14° ~ 158° F)
Humidity	<ul style="list-style-type: none"> • Operating: 10% ~ 90% • Storage: 5% ~ 90%
Certifications	FCC, CE

Troubleshooting

1. After connecting the Switch to a power outlet, the LEDs do not turn on.

1. Check the connection of the power cord to the TE100-S16g/TE100-S24g and the power outlet.
2. Check that the power outlet is receiving power.

2. When I connect a computer to the Switch's port, the Link/ACT LED turns on, but the 100Mbps LED remains off.

When the 100Mbps LED is off, the computer's connection speed is 10Mbps.

3. After I connect my PCs to the Switch, I am unable to share files.

1. Check the LEDs on the Switch. Make sure the **Link/ACT LED** is on.
2. Check the network cable. The minimum length of the cable is 1.5 meters and the maximum length of the cable is 100 meters.
3. Disable any software firewall program.
4. Verify that you have file sharing enabled. Please contact your Operating System support for more information.

4. After I connect my PCs to the Switch, I can only get onto the Internet from one computer.

The Switch was not designed to share Internet between multiple computers. You need to get an Internet router such as the TW100-S4W1CA.

5. Where is the uplink port located on the Switch?

Since all the ports on the Switch are Auto-MDIX, any of the ports can be used as an uplink port.

If you still encounter problems or have any questions regarding the **TE100-S16g/ TE100-S24g** please contact TRENDnet's Technical Support Department.

Déclaration de conformité



Coordonnées du fournisseur:

Nom:

TRENDnet, Inc.

Adresse:

20675 Manhattan Place

Torrance, CA 90501

USA

Détails du produit:

Nom du produit:

16-Port 10/100Mbps GREENnet Switch

24-Port 10/100Mbps GREENnet Switch



Modèle:

TE100-S16g

TE100-S24g

Nom Commercial:

TRENDnet

Détails standard applicable:

EN 55022 : 2006 + A1 : 2007 Class A

EN 61000-3-2 : 2006 Class A

EN 61000-3-3 :1995 + A1 : 2001 + A2 : 2005

EN 55024 : 1998 + A1 : 2001 + A2 : 2003

Déclaration:

Le produit est conforme aux exigences de la directive 2004/108/EC du Conseil (Parlement européen) sur la directive EMC.

Je déclare par la présente que les produits et appareils mentionnés ci-dessus sont conformes aux standards et aux dispositions des directives.

Sonny Su

Full Name

June 30, 2011

Date

Director of Technology

Position / Title

Signature

Limited Warranty

TRENDnet warrants its products against defects in material and workmanship, under normal use and service, for the following lengths of time from the date of purchase.

TE100-S16g/TE100-S24g - 3 Year Limited Warranty AC/DC Power Adapter, Cooling Fan and Power Supply carry 1 year warranty

If a product does not operate as warranted during the applicable warranty period, TRENDnet shall reserve the right, at its expense, to repair or replace the defective product or part and deliver an equivalent product or part to the customer. The repair/replacement unit's warranty continues from the original date of purchase. All products that are replaced become the property of TRENDnet. Replacement products may be new or reconditioned. TRENDnet does not issue refunds or credit. Please contact the point-of-purchase for their return policies.

TRENDnet shall not be responsible for any software, firmware, information, or memory data of customer contained in, stored on, or integrated with any products returned to TRENDnet pursuant to any warranty.

There are no user serviceable parts inside the product. Do not remove or attempt to service the product by any unauthorized service center. This warranty is voided if (i) the product has been modified or repaired by any unauthorized service center, (ii) the product was subject to accident, abuse, or improper use (iii) the product was subject to conditions more severe than those specified in the manual.

Warranty service may be obtained by contacting TRENDnet within the applicable warranty period and providing a copy of the dated proof of the purchase. Upon proper submission of required documentation a Return Material Authorization (RMA) number will be issued. An RMA number is required in order to initiate warranty service support for all TRENDnet products. Products that are sent to TRENDnet for RMA service must have the RMA number marked on the outside of return packages and sent to TRENDnet prepaid, insured and packaged appropriately for safe shipment. Customers shipping from outside of the USA and Canada are responsible for return shipping fees. Customers shipping from outside of the USA are responsible for custom charges, including but not limited to, duty, tax, and other fees.

WARRANTIES EXCLUSIVE: IF THE TRENDNET PRODUCT DOES NOT OPERATE AS WARRANTED ABOVE, THE CUSTOMER'S SOLE REMEDY SHALL BE, AT TRENDNET'S OPTION, REPAIR OR REPLACE. THE FOREGOING WARRANTIES AND REMEDIES ARE EXCLUSIVE AND ARE IN LIEU OF ALL OTHER WARRANTIES,

EXPRESSED OR IMPLIED, EITHER IN FACT OR BY OPERATION OF LAW, STATUTORY OR OTHERWISE, INCLUDING WARRANTIES OF MERCHANTABILITY AND FITNESS FOR A PARTICULAR PURPOSE. TRENDNET NEITHER ASSUMES NOR AUTHORIZES ANY OTHER PERSON TO ASSUME FOR IT ANY OTHER LIABILITY IN CONNECTION WITH THE SALE, INSTALLATION MAINTENANCE OR USE OF TRENDNET'S PRODUCTS.

TRENDNET SHALL NOT BE LIABLE UNDER THIS WARRANTY IF ITS TESTING AND EXAMINATION DISCLOSE THAT THE ALLEGED DEFECT IN THE PRODUCT DOES NOT EXIST OR WAS CAUSED BY CUSTOMER'S OR ANY THIRD PERSON'S MISUSE, NEGLIGENCE, IMPROPER INSTALLATION OR TESTING, UNAUTHORIZED ATTEMPTS TO REPAIR OR MODIFY, OR ANY OTHER CAUSE BEYOND THE RANGE OF THE INTENDED USE, OR BY ACCIDENT, FIRE, LIGHTNING, OR OTHER HAZARD.

LIMITATION OF LIABILITY: TO THE FULL EXTENT ALLOWED BY LAW TRENDNET ALSO EXCLUDES FOR ITSELF AND ITS SUPPLIERS ANY LIABILITY, WHETHER BASED IN CONTRACT OR TORT (INCLUDING NEGLIGENCE), FOR INCIDENTAL, CONSEQUENTIAL, INDIRECT, SPECIAL, OR PUNITIVE DAMAGES OF ANY KIND, OR FOR LOSS OF REVENUE OR PROFITS, LOSS OF BUSINESS, LOSS OF INFORMATION OR DATA, OR OTHER FINANCIAL LOSS ARISING OUT OF OR IN CONNECTION WITH THE SALE, INSTALLATION, MAINTENANCE, USE, PERFORMANCE, FAILURE, OR INTERRUPTION OF THE POSSIBILITY OF SUCH DAMAGES, AND LIMITS ITS LIABILITY TO REPAIR, REPLACEMENT, OR REFUND OF THE PURCHASE PRICE PAID, AT TRENDNET'S OPTION. THIS DISCLAIMER OF LIABILITY FOR DAMAGES WILL NOT BE AFFECTED IF ANY REMEDY PROVIDED HEREIN SHALL FAIL OF ITS ESSENTIAL PURPOSE.

Governing Law: This Limited Warranty shall be governed by the laws of the state of California.

Some TRENDnet products include software code written by third party developers. These codes are subject to the GNU General Public License ("GPL") or GNU Lesser General Public License ("LGPL").

Go to <http://www.trendnet.com/gpl> or <http://www.trendnet.com> Download section and look for the desired TRENDnet product to access to the GPL Code or LGPL Code. These codes are distributed WITHOUT WARRANTY and are subject to the copyrights of the developers. TRENDnet does not provide technical support for these codes. Please go to <http://www.gnu.org/licenses/gpl.txt> or <http://www.gnu.org/licenses/lgpl.txt> for specific terms of each license.



Product Warranty Registration

Please take a moment to register your product online.
Go to TRENDnet's website at <http://www.trendnet.com/register>

Certifications

This equipment has been tested and found to comply with FCC and CE Rules.
Operation is subject to the following two conditions:

- (1) This device may not cause harmful interference.
- (2) This device must accept any interference received. Including interference that may cause undesired operation.



Waste electrical and electronic products must not be disposed of with household waste. Please recycle where facilities exist. Check with you Local Authority or Retailer for recycling advice.



NOTE: THE MANUFACTURER IS NOT RESPONSIBLE FOR ANY RADIO OR TV INTERFERENCE CAUSED BY UNAUTHORIZED MODIFICATIONS TO THIS EQUIPMENT. SUCH MODIFICATIONS COULD VOID THE USER'S AUTHORITY TO OPERATE THE EQUIPMENT.

ADVERTENCIA

En todos nuestros equipos se mencionan claramente las características del adaptador de alimentación necesario para su funcionamiento. El uso de un adaptador distinto al mencionado puede producir daños físicos y/o daños al equipo conectado. El adaptador de alimentación debe operar con voltaje y frecuencia de la energía eléctrica domiciliar existente en el país o zona de instalación.

TRENDnet
20675 Manhattan Place
Torrance, CA 90501. USA